


# DEN JYDSKE HAANDVÆRKERSKOLE

Resultater



@Ventures  
Elevtrivselsundersøgelse

Indholdsfortegnelse

Indholdsfortegnelse..... **Fejl! Bogmærke er ikke defineret.**

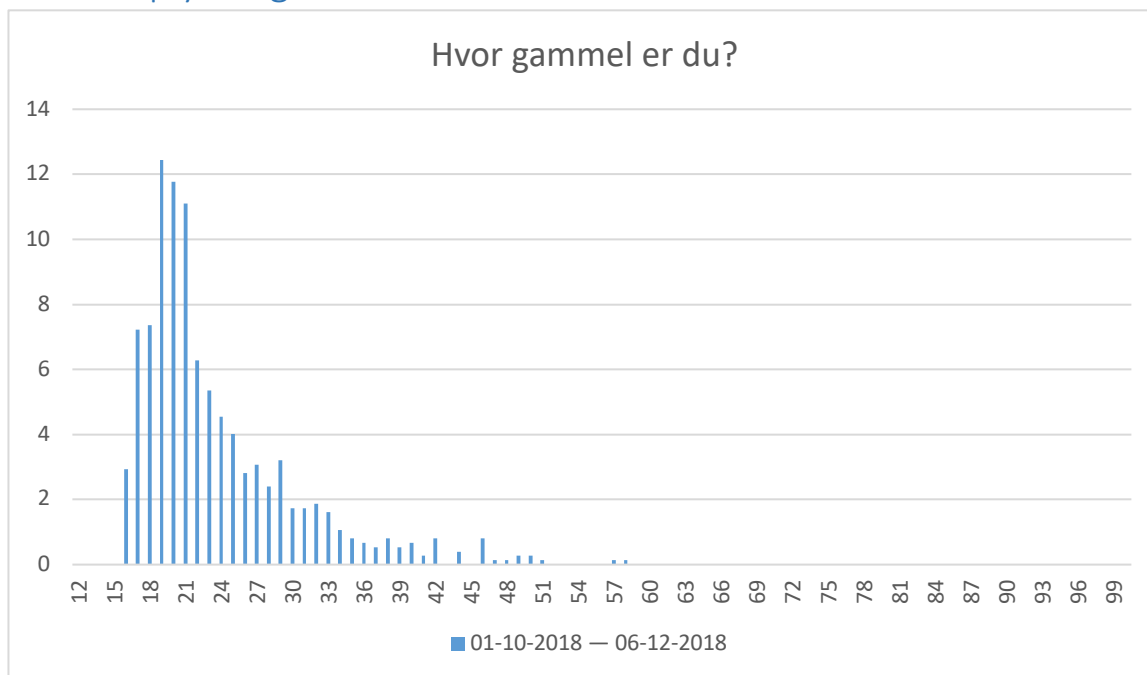
Overskrift..... **Fejl! Bogmærke er ikke defineret.**

Underoverskrift..... **Fejl! Bogmærke er ikke defineret.**

Tabel..... **Fejl! Bogmærke er ikke defineret.**

Diagrammer..... **Fejl! Bogmærke er ikke defineret.**

## Personoplysninger

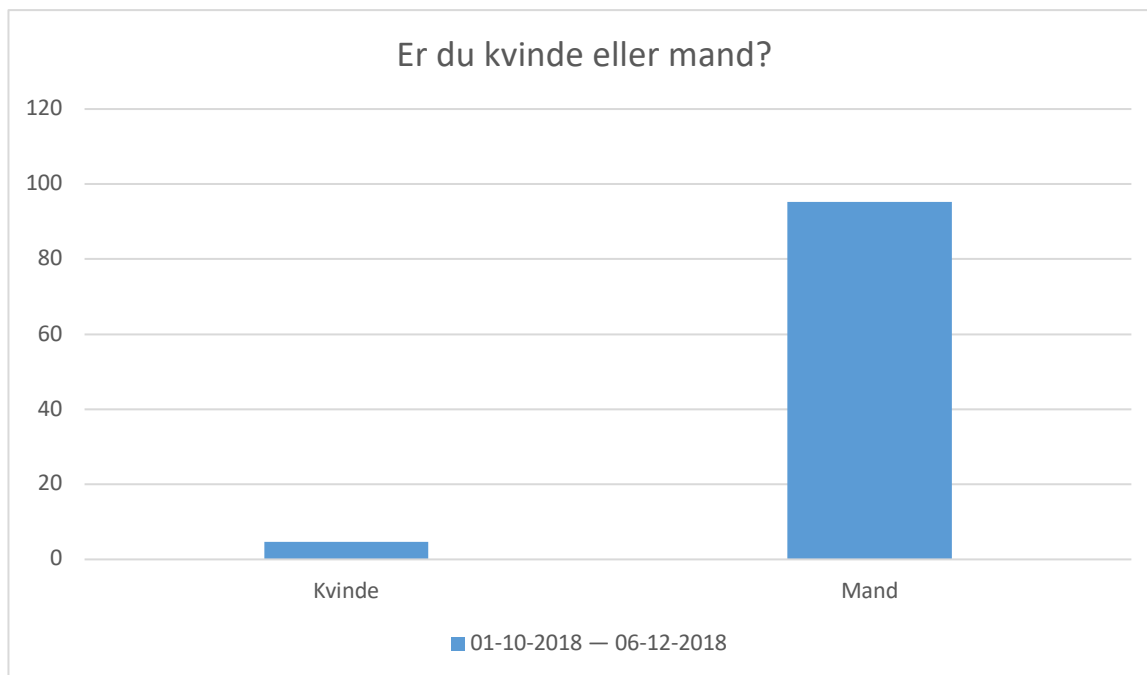


01-10-2018 — 06-12-2018; Gennemsnit: 23,6, spredning: 6,8

Svarmulighed	01-10-2018 — 06-12-2018: Antal	01-10-2018 — 06-12-2018: Andel (%)
12	0	0
13	0	0
14	0	0
15	0	0
16	22	3
17	54	7
18	55	7
19	93	12
20	88	12
21	83	11
22	47	6
23	40	5
24	34	5
25	30	4
26	21	3
27	23	3
28	18	2
29	24	3
30	13	2
31	13	2
32	14	2
33	12	2
34	8	1
35	6	1
36	5	1

37	4	1
38	6	1
39	4	1
40	5	1
41	2	0
42	6	1
43	0	0
44	3	0
45	0	0
46	6	1
47	1	0
48	1	0
49	2	0
50	2	0
51	1	0
52	0	0
53	0	0
54	0	0
55	0	0
56	0	0
57	1	0
58	1	0
59	0	0
60	0	0
61	0	0
62	0	0
63	0	0
64	0	0
65	0	0
66	0	0
67	0	0
68	0	0
69	0	0
70	0	0
71	0	0
72	0	0
73	0	0
74	0	0
75	0	0
76	0	0
77	0	0
78	0	0
79	0	0
80	0	0
81	0	0
82	0	0
83	0	0
84	0	0

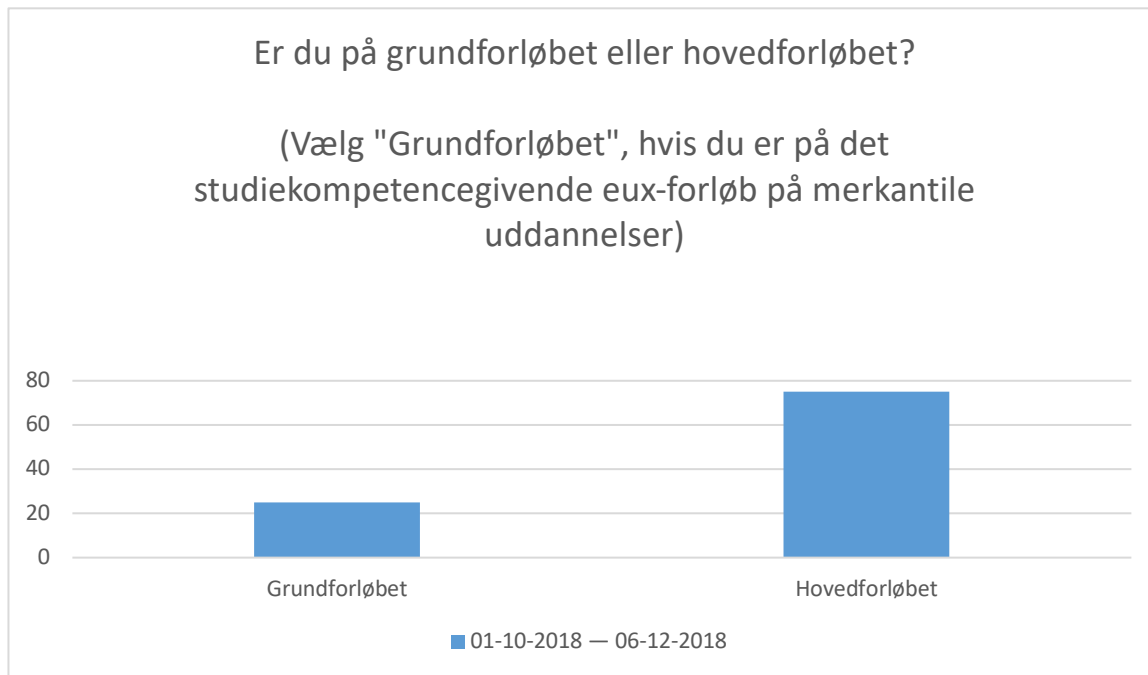
85	0	0
86	0	0
87	0	0
88	0	0
89	0	0
90	0	0
91	0	0
92	0	0
93	0	0
94	0	0
95	0	0
96	0	0
97	0	0
98	0	0
99	0	0
100	0	0
Total	748	-



01-10-2018 — 06-12-2018; Gennemsnit og spredning kan ikke beregnes.

Svarmulighed	01-10-2018 — 06-12-2018: Antal	01-10-2018 — 06-12-2018: Andel (%)
Kvinde	35	5
Mand	713	95
Total	748	-

## Uddannelsesforløb



01-10-2018 — 06-12-2018; Gennemsnit og spredning kan ikke beregnes.

Svarmulighed	01-10-2018 — 06-12-2018: Antal	01-10-2018 — 06-12-2018: Andel (%)
Grundforløbet	187	25
Hovedforløbet	561	75
Total	748	-

## Egen indsats (GF 2 af 9)

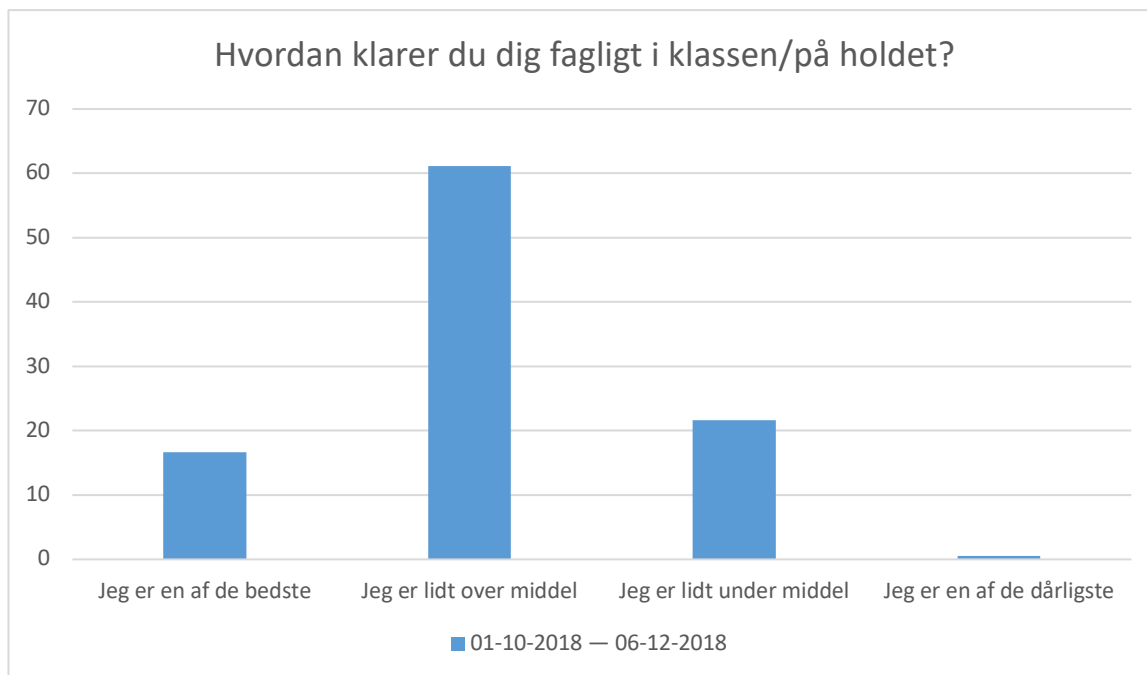
Hvor enig eller uenig er du i, at...?





01-10-2018 — 06-12-2018; Gennemsnit: 4,2, spredning: 0,8

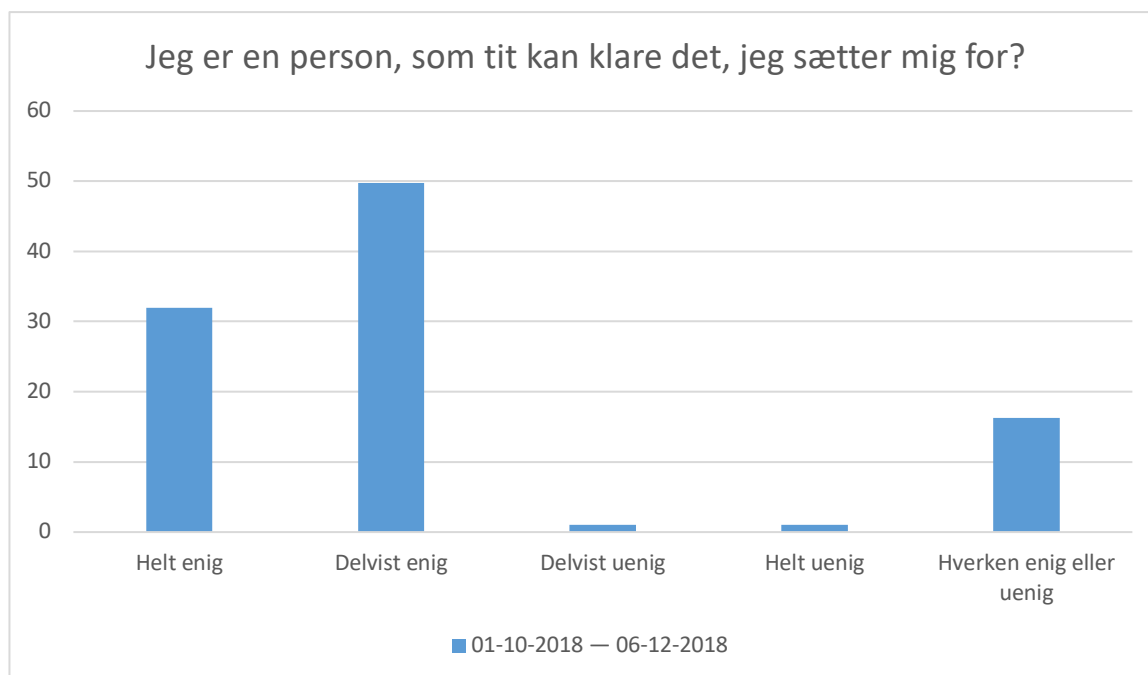
Svarmulighed	01-10-2018 — 06-12-2018: Antal		01-10-2018 — 06-12-2018: Andel (%)	
Helt enig	63	63	33	33
Delvist enig	101	101	53	53
Delvist uenig	3	3	2	2
Helt uenig	2	2	1	1
Hverken enig eller uenig	20	20	11	11
<b>Total</b>	<b>189</b>	<b>189</b>	<b>-</b>	<b>-</b>



01-10-2018 — 06-12-2018; Gennemsnit: 2,9, spredning: 0,6

Svarmulighed	01-10-2018 — 06-12-2018: Antal	01-10-2018 — 06-12-2018: Andel (%)
Jeg er en af de bedste	30	17
Jeg er lidt over middel	110	61
Jeg er lidt under middel	39	22
Jeg er en af de dårligste	1	1
<b>Total</b>	<b>180</b>	<b>-</b>

Hvor enig eller uenig er du i, at...?

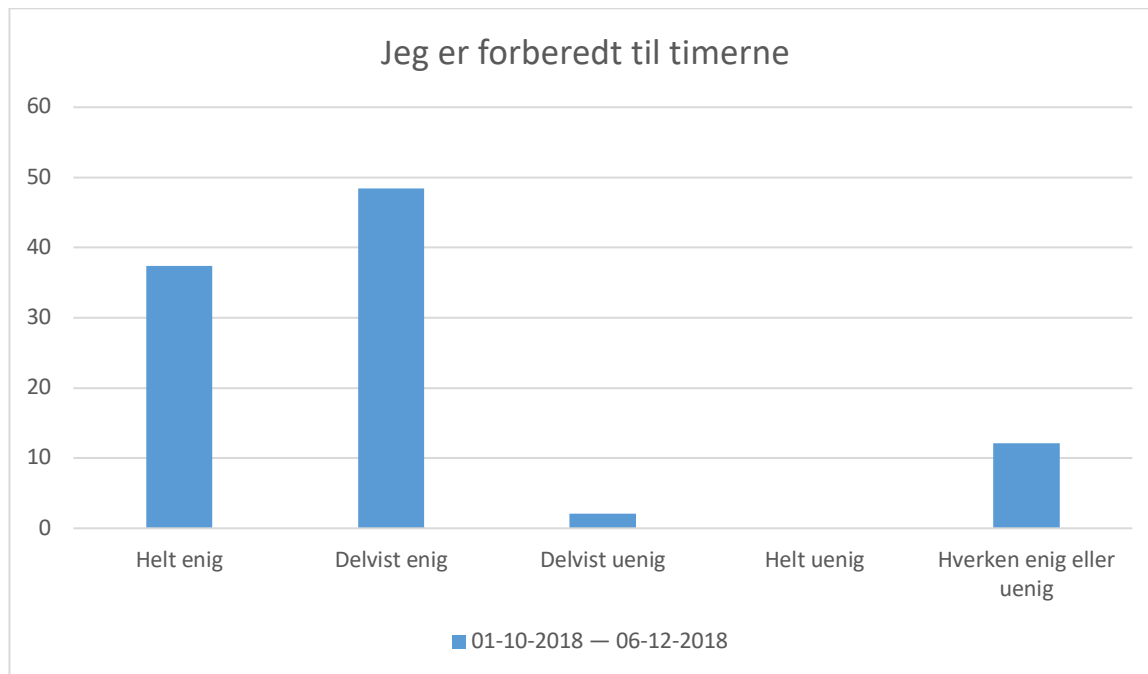


01-10-2018 — 06-12-2018; Gennemsnit: 4,1, spredning: 0,8

Svarmulighed	01-10-2018 — 06-12-2018: Antal		01-10-2018 — 06-12-2018: Andel (%)	
Helt enig	61	61	32	32
Delvist enig	95	95	50	50
Delvist uenig	2	2	1	1
Helt uenig	2	2	1	1
Hverken enig eller uenig	31	31	16	16
Total	191	191	-	-

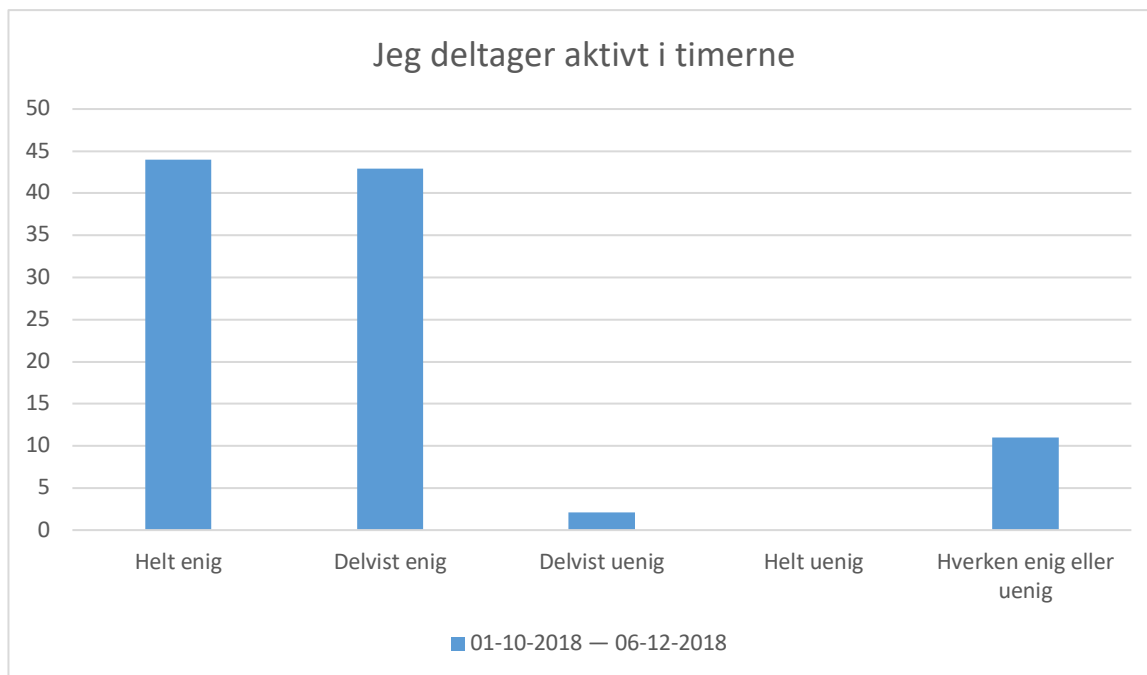
## Egen indsats (GF 3 af 9)

Hvor enig eller uenig er du i, at...?



01-10-2018 — 06-12-2018; Gennemsnit: 4,2, spredning: 0,7

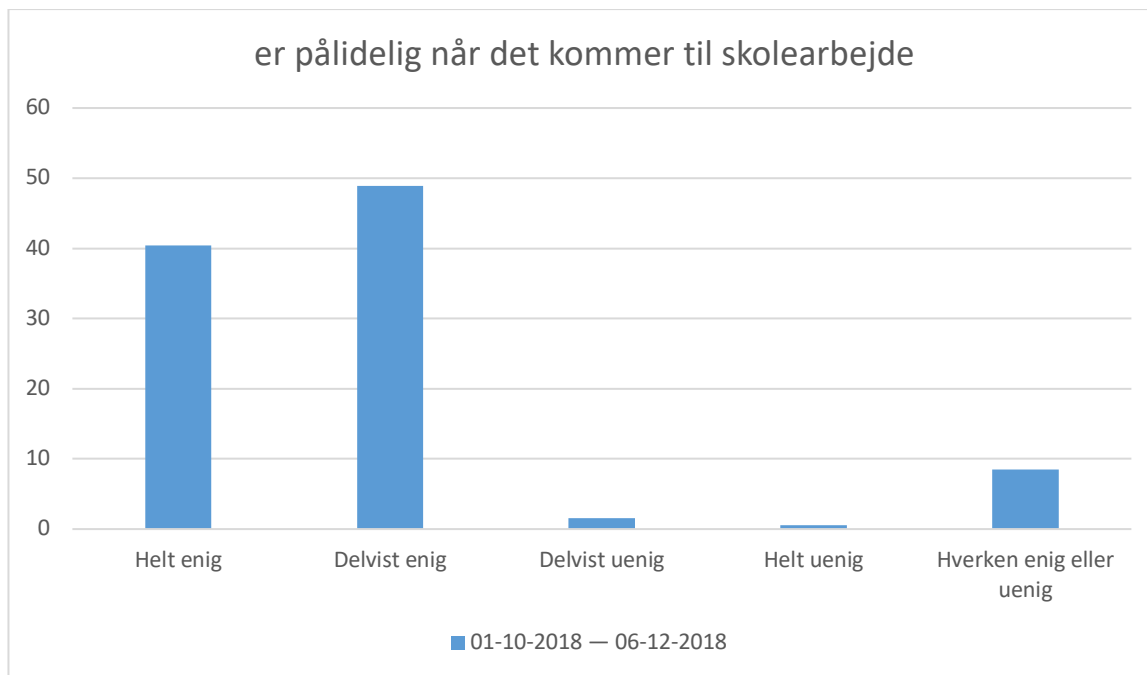
Svarmulighed	01-10-2018 — 06-12-2018: Antal	01-10-2018 — 06-12-2018: Andel (%)
Helt enig	71	37
Delvist enig	92	48
Delvist uenig	4	2
Helt uenig	0	0
Hverken enig eller uenig	23	12
Total	190	-



01-10-2018 — 06-12-2018; Gennemsnit: 4,3, spredning: 0,7

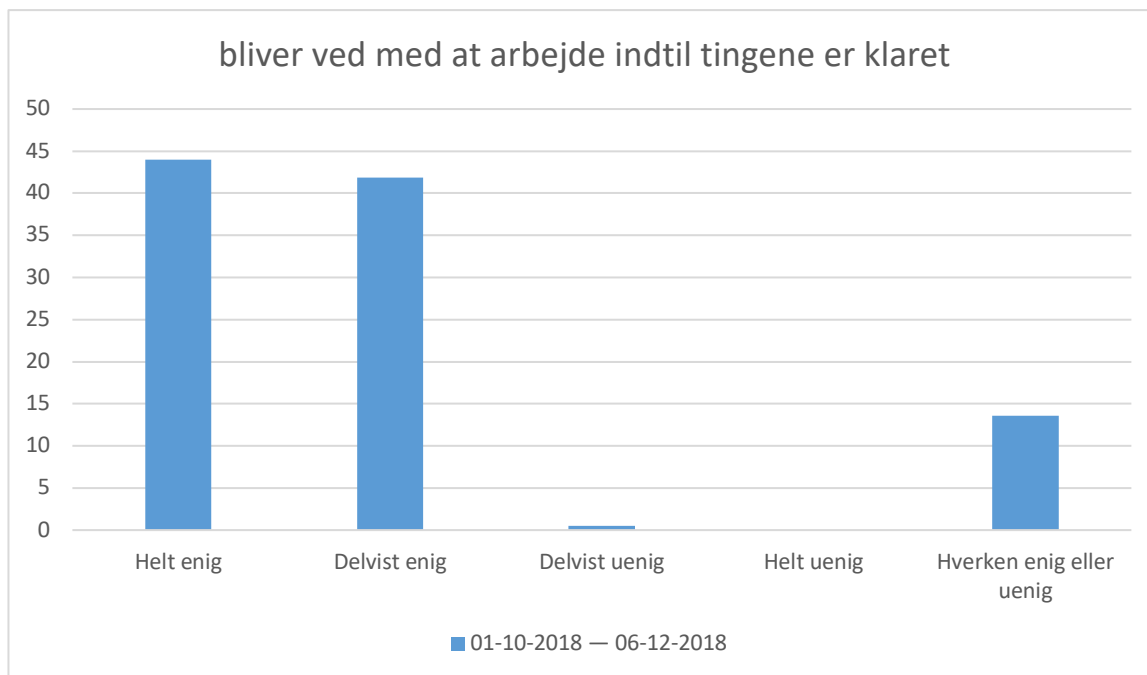
Svarmulighed	01-10-2018 — 06-12-2018: Antal		01-10-2018 — 06-12-2018: Andel (%)	
Helt enig	84	82	44	43
Delvist enig	4	0	2	0
Delvist uenig	0	21	0	11
Helt uenig	0	191	0	-
Hverken enig eller uenig	21		11	
Total	191		-	

Jeg er en person, som...



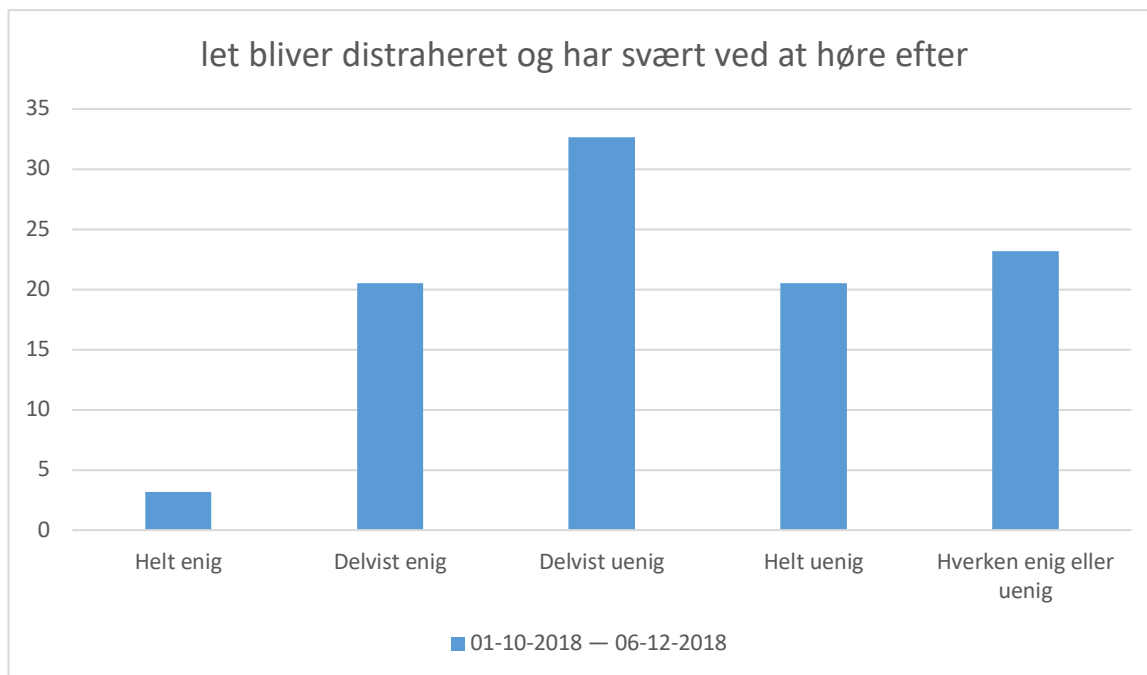
01-10-2018 — 06-12-2018; Gennemsnit: 4,3, spredning: 0,7

Svarmulighed	01-10-2018 — 06-12-2018: Antal	01-10-2018 — 06-12-2018: Andel (%)
Helt enig	76	40
Delvist enig	92	49
Delvist uenig	3	2
Helt uenig	1	1
Hverken enig eller uenig	16	9
Total	188	-



01-10-2018 — 06-12-2018; Gennemsnit: 4,3, spredning: 0,7

Svarmulighed	01-10-2018 — 06-12-2018: Antal		01-10-2018 — 06-12-2018: Andel (%)	
Helt enig	84	80	44	42
Delvist enig	1	0	1	0
Delvist uenig	0	26	0	14
Helt uenig	0	0	0	0
Hverken enig eller uenig	26	191	14	-
Total	191			



01-10-2018 — 06-12-2018; Gennemsnit: 2,5, spredning: 1,1

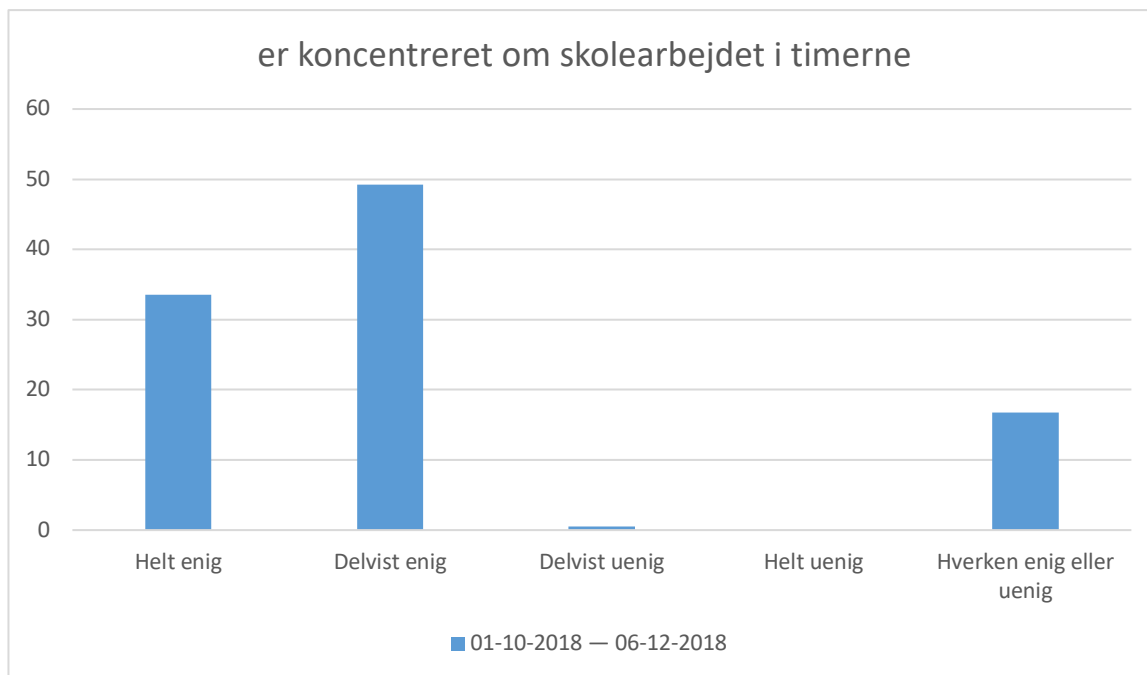
Svarmulighed	01-10-2018 — 06-12-2018: Antal		01-10-2018 — 06-12-2018: Andel (%)	
Helt enig	6	3	3	3
Delvist enig	39	21	21	21
Delvist uenig	62	33	33	33
Helt uenig	39	21	21	21
Hverken enig eller uenig	44	23	23	23
Total	190	-	-	-





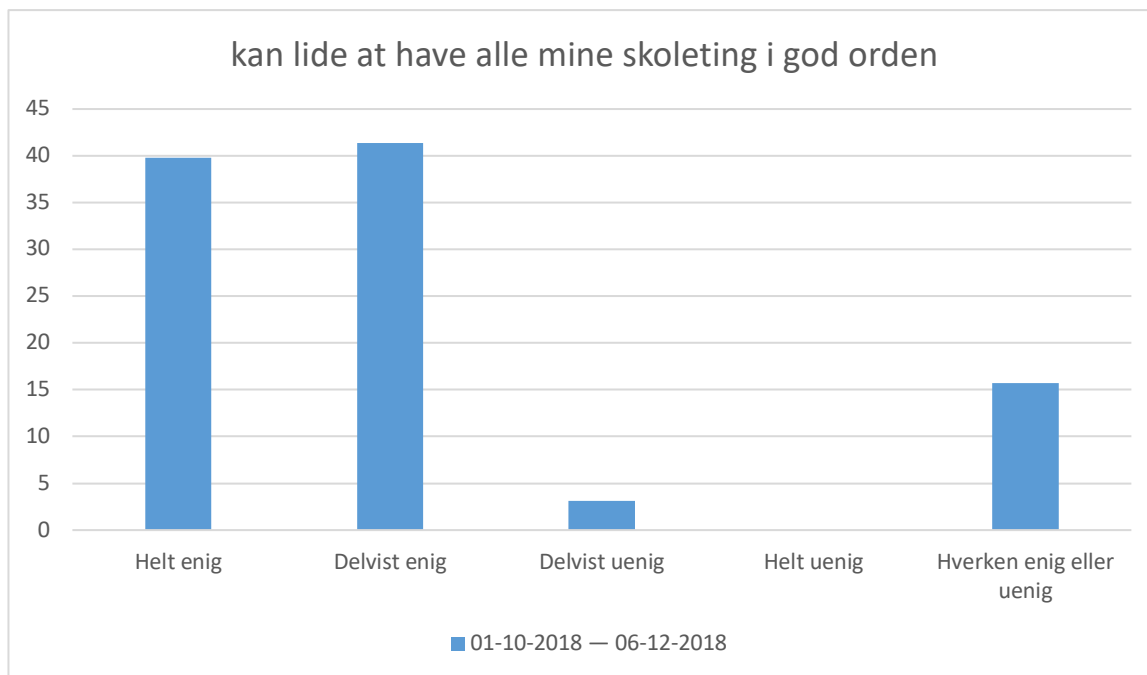
01-10-2018 — 06-12-2018; Gennemsnit: 4,4, spredning: 0,6

Svarmulighed	01-10-2018 — 06-12-2018: Antal		01-10-2018 — 06-12-2018: Andel (%)	
Helt enig	92		48	
Delvist enig	84		44	
Delvist uenig	0		0	
Helt uenig	0		0	
Hverken enig eller uenig	15		8	
Total	191		-	



01-10-2018 — 06-12-2018; Gennemsnit: 4,2, spredning: 0,7

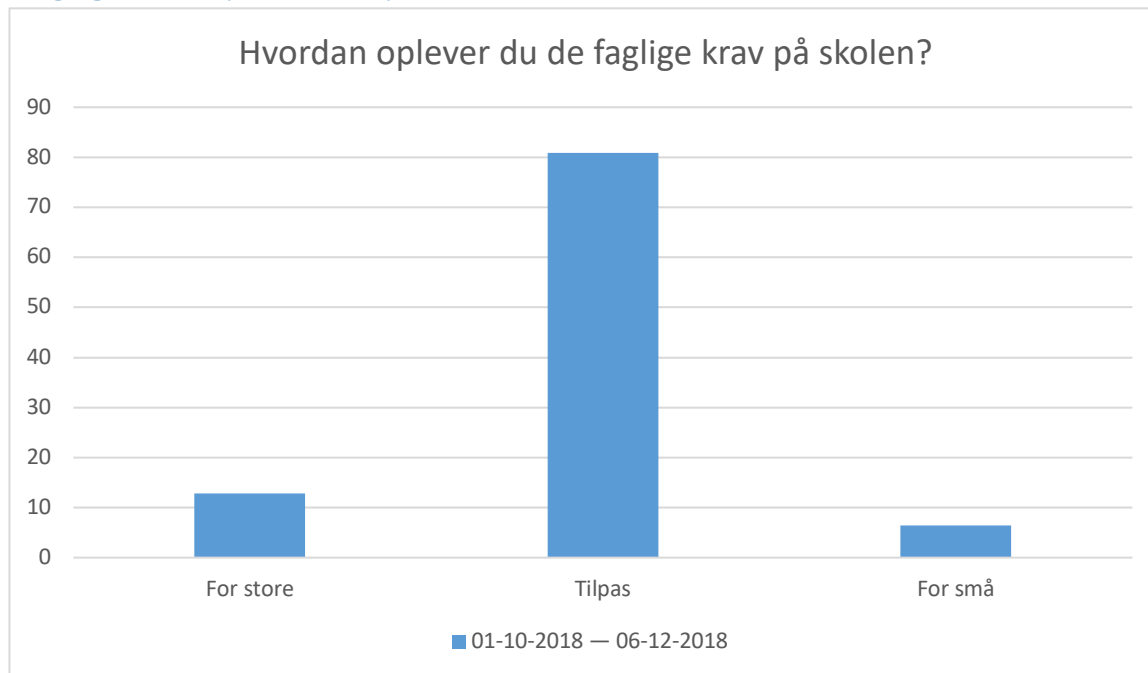
Svarmulighed	01-10-2018 — 06-12-2018: Antal	01-10-2018 — 06-12-2018: Andel (%)
Helt enig	64	34
Delvist enig	94	49
Delvist uenig	1	1
Helt uenig	0	0
Hverken enig eller uenig	32	17
Total	191	-



01-10-2018 — 06-12-2018; Gennemsnit: 4,2, spredning: 0,8

Svarmulighed	01-10-2018 — 06-12-2018: Antal		01-10-2018 — 06-12-2018: Andel (%)	
Helt enig	76	40	40	
Delvist enig	79	41	41	
Delvist uenig	6	3	3	
Helt uenig	0	0	0	
Hverken enig eller uenig	30	16	16	
Total	191	-	-	

## Faglige krav (GF 4 af 9)

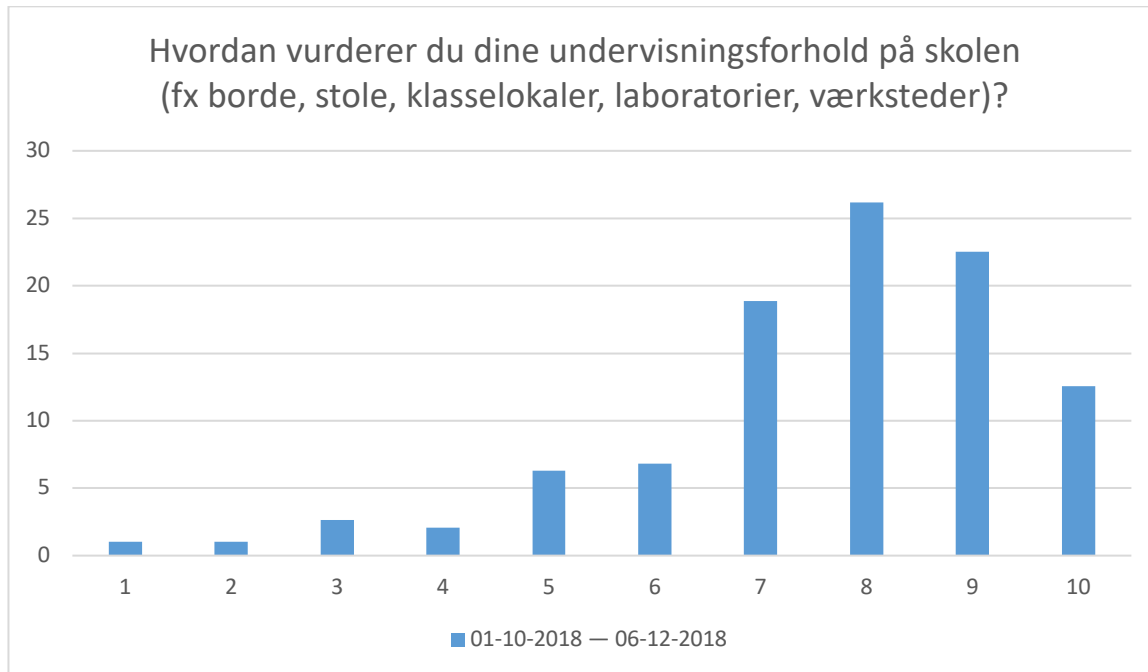


01-10-2018 — 06-12-2018; Gennemsnit og spredning kan ikke beregnes.

Svarmulighed	01-10-2018 — 06-12-2018: Antal	01-10-2018 — 06-12-2018: Andel (%)
For store	24	13
Tilpas	152	81
For små	12	6
Total	188	-

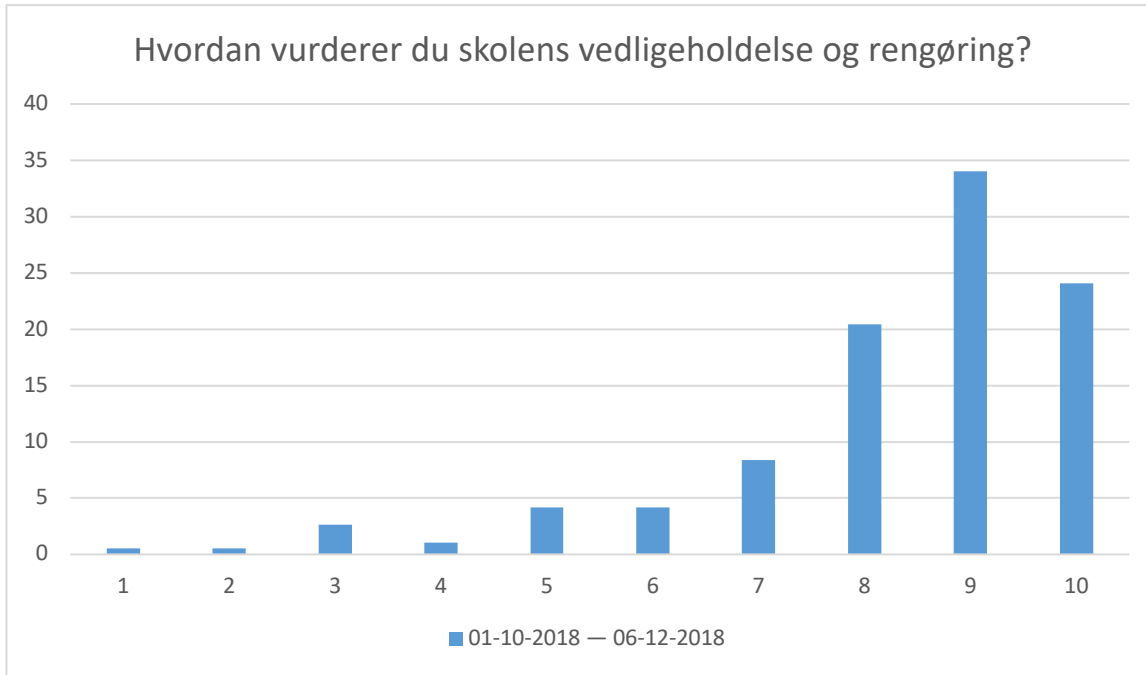
## Fysisk miljø (GF 5 af 9)

Svar på en skala fra 1-10, hvor 1 er dårligst og 10 er bedst



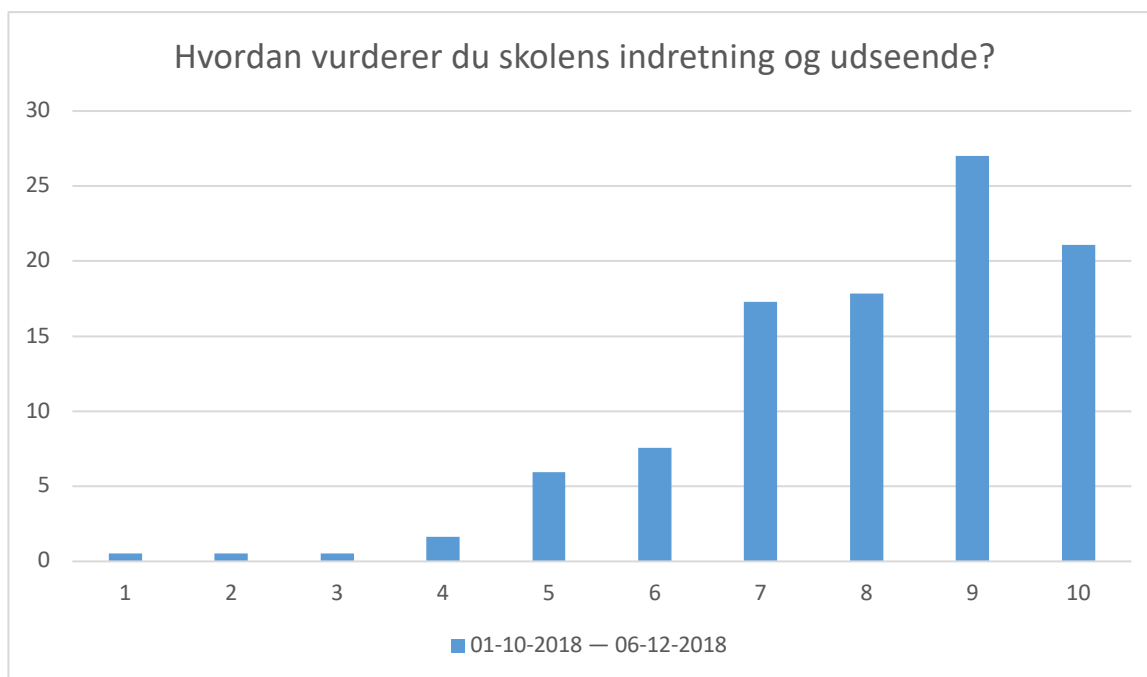
01-10-2018 — 06-12-2018; Gennemsnit: 7,6, spredning: 1,9

Svarmulighed	01-10-2018 — 06-12-2018: Antal	01-10-2018 — 06-12-2018: Andel (%)
1	2	1
2	2	1
3	5	3
4	4	2
5	12	6
6	13	7
7	36	19
8	50	26
9	43	23
10	24	13
Total	191	-



01-10-2018 — 06-12-2018; Gennemsnit: 8,3, spredning: 1,8

Svarmulighed	01-10-2018 — 06-12-2018: Antal	01-10-2018 — 06-12-2018: Andel (%)
1	1	1
2	1	1
3	5	3
4	2	1
5	8	4
6	8	4
7	16	8
8	39	20
9	65	34
10	46	24
Total	191	-

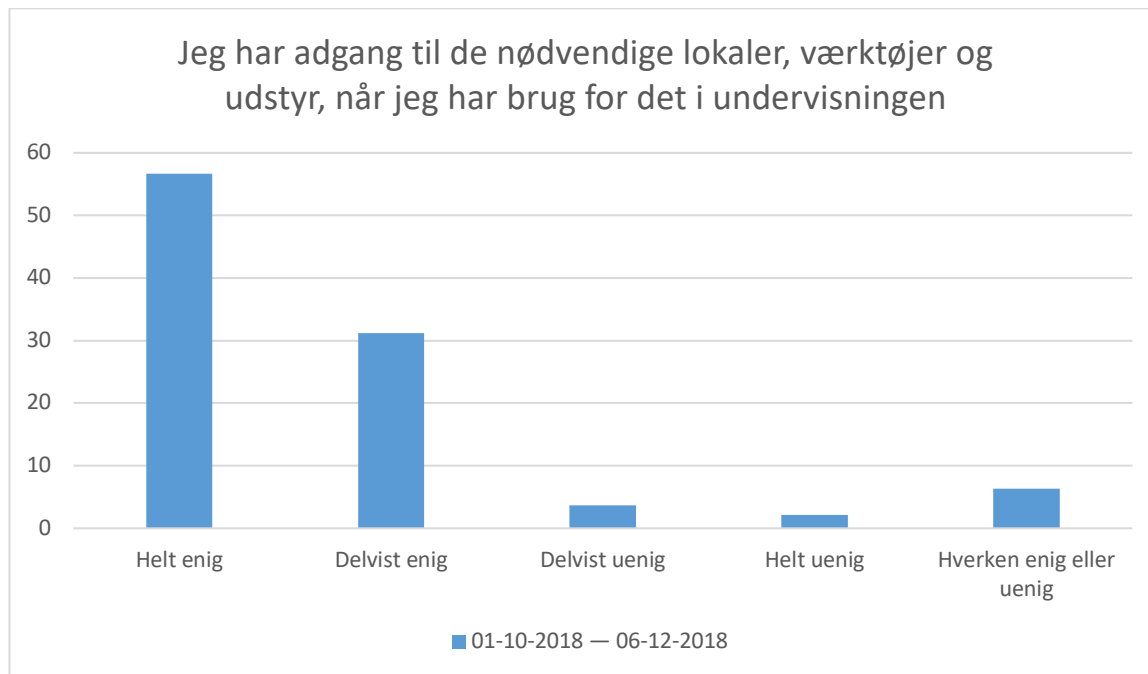


01-10-2018 — 06-12-2018; Gennemsnit: 8, spredning: 1,7

Svarmulighed	01-10-2018 — 06-12-2018: Antal	01-10-2018 — 06-12-2018: Andel (%)
1	1	1
2	1	1
3	1	1
4	3	2
5	11	6
6	14	8
7	32	17
8	33	18
9	50	27
10	39	21
<b>Total</b>	<b>185</b>	<b>-</b>

## Faciliteter (GF 6 af 9)

Hvor enig eller uenig er du i, at...?



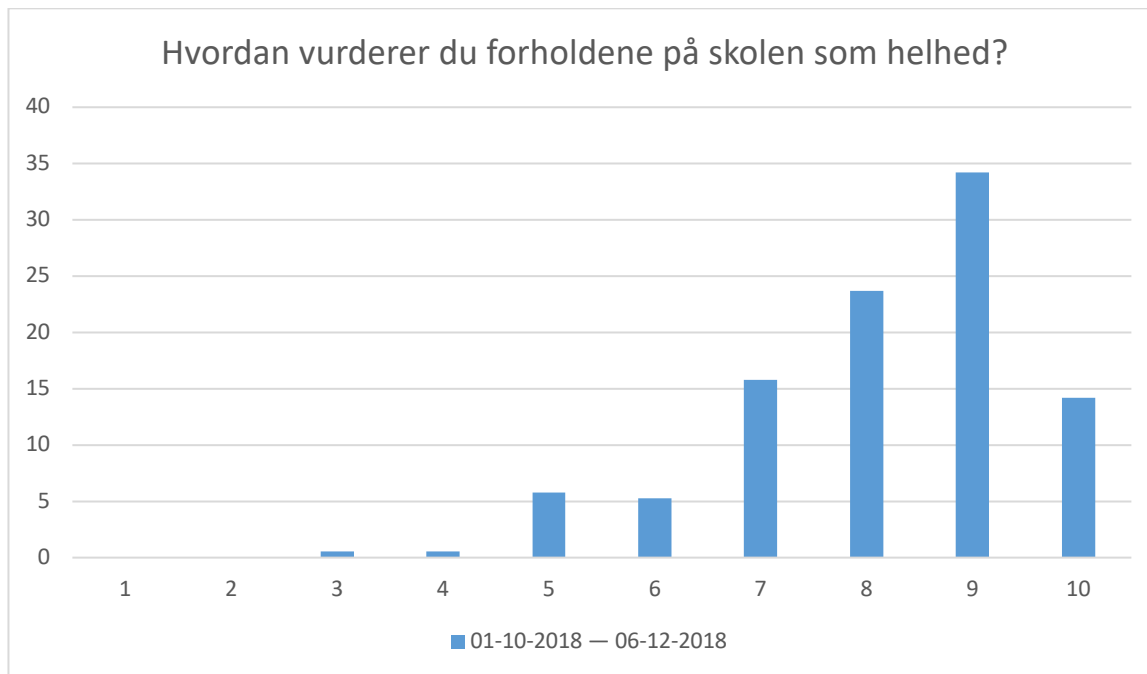
01-10-2018 — 06-12-2018; Gennemsnit: 4,4, spredning: 0,9

Svarmulighed	01-10-2018 — 06-12-2018: Antal	01-10-2018 — 06-12-2018: Andel (%)
Helt enig	107	57
Delvist enig	59	31
Delvist uenig	7	4
Helt uenig	4	2
Hverken enig eller uenig	12	6
Total	189	-



## Skolen som helhed (GF 7 af 9)

Svar på en skala fra 1-10, hvor 1 er dårligst og 10 er bedst

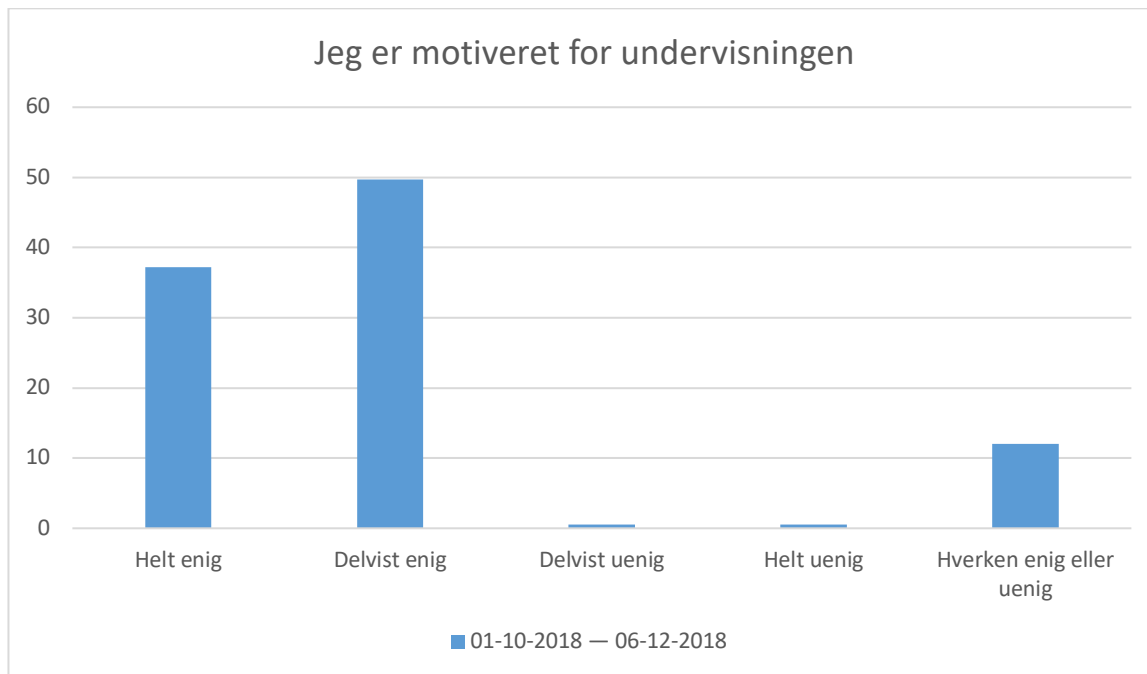


01-10-2018 — 06-12-2018; Gennemsnit: 8,1, spredning: 1,4

Svarmulighed	01-10-2018 — 06-12-2018: Antal	01-10-2018 — 06-12-2018: Andel (%)
1	0	0
2	0	0
3	1	1
4	1	1
5	11	6
6	10	5
7	30	16
8	45	24
9	65	34
10	27	14
Total	190	-

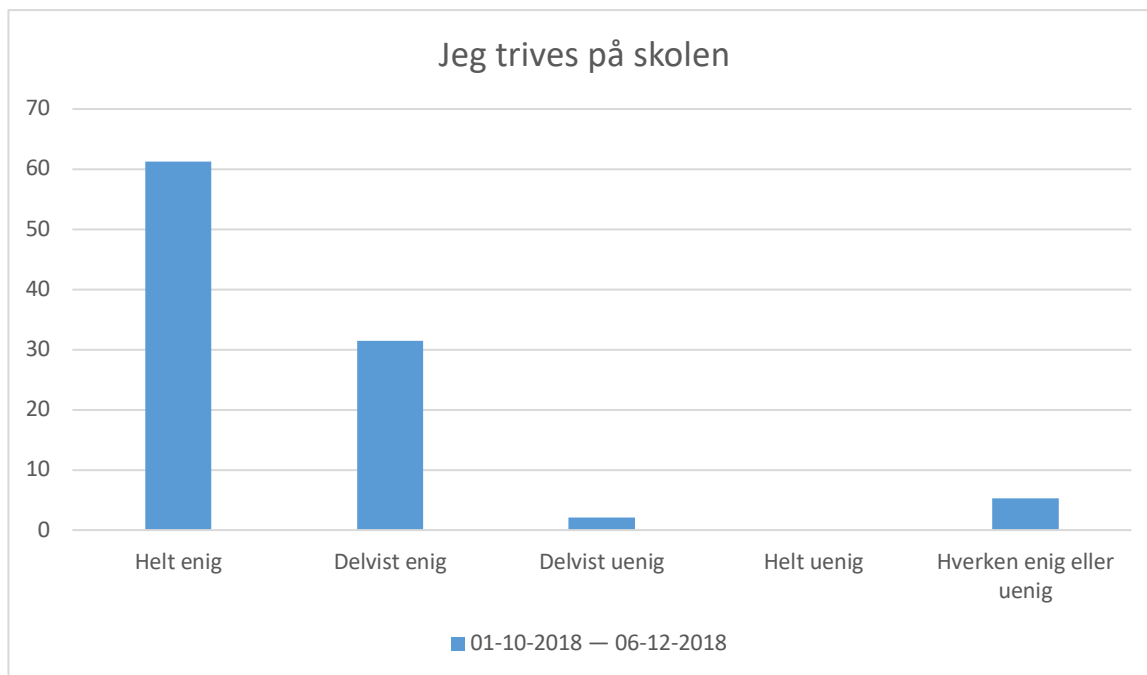
## Trivsel (GF 8 af 9)

Hvor enig eller uenig er du i, at...?



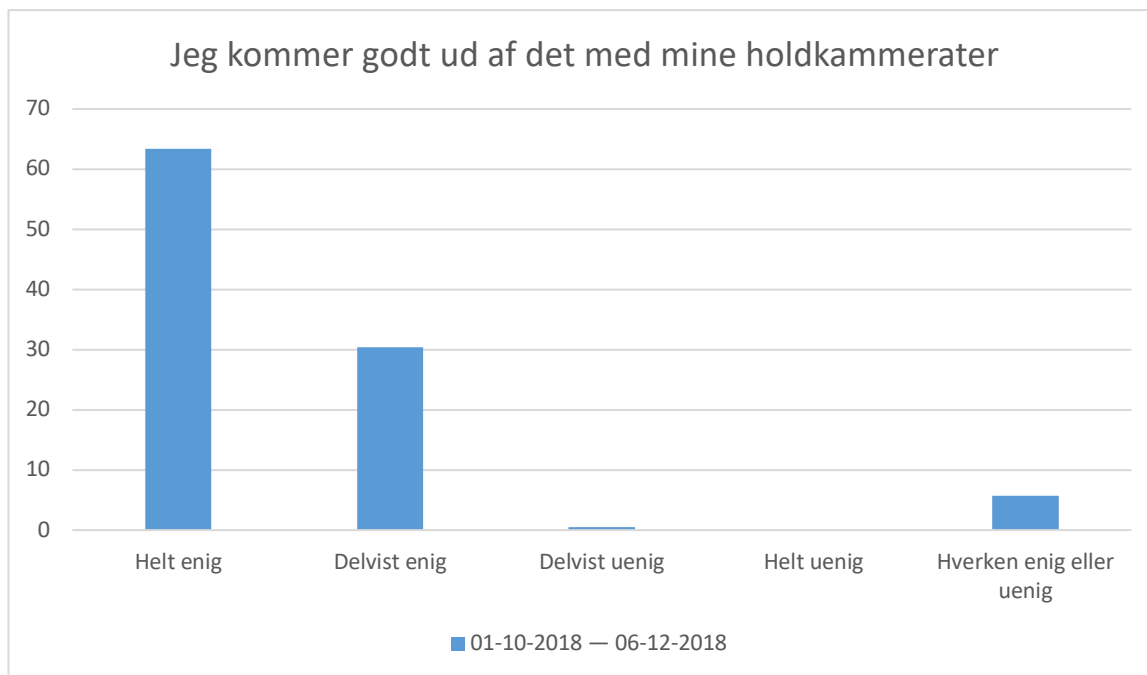
01-10-2018 — 06-12-2018; Gennemsnit: 4,2, spredning: 0,7

Svarmulighed	01-10-2018 — 06-12-2018: Antal	01-10-2018 — 06-12-2018: Andel (%)
Helt enig	71	37
Delvist enig	95	50
Delvist uenig	1	1
Helt uenig	1	1
Hverken enig eller uenig	23	12
Total	191	-



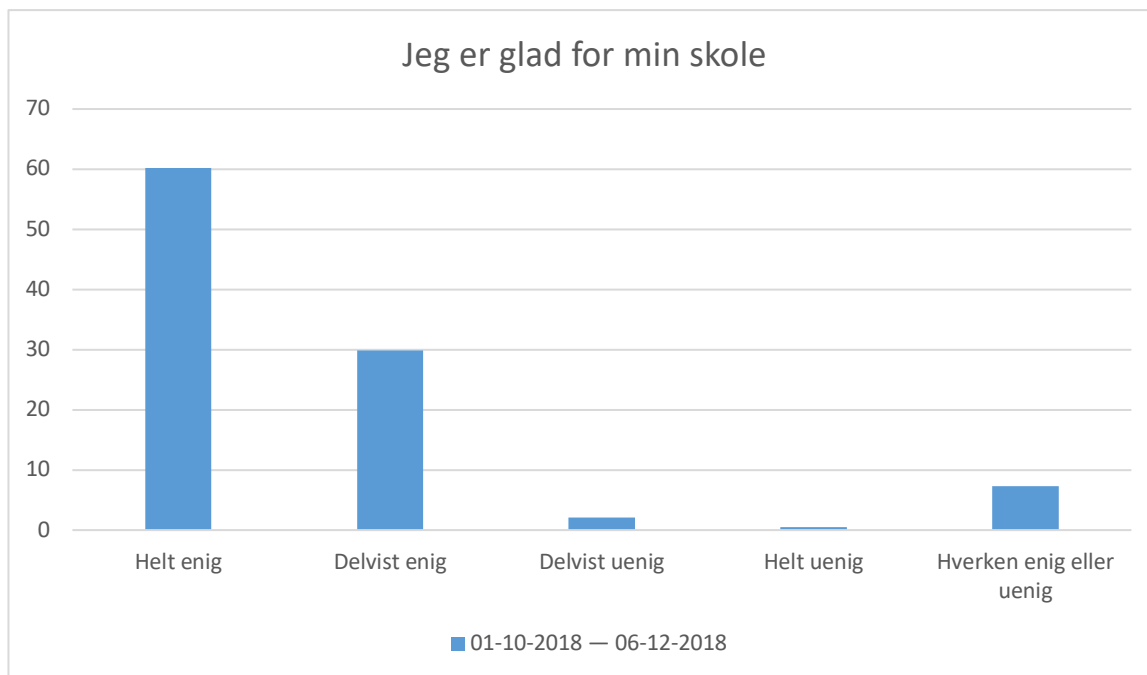
01-10-2018 — 06-12-2018; Gennemsnit: 4,5, spredning: 0,7

Svarmulighed	01-10-2018 — 06-12-2018: Antal		01-10-2018 — 06-12-2018: Andel (%)	
Helt enig	117		61	
Delvist enig	60		31	
Delvist uenig	4		2	
Helt uenig	0		0	
Hverken enig eller uenig	10		5	
Total	191		-	



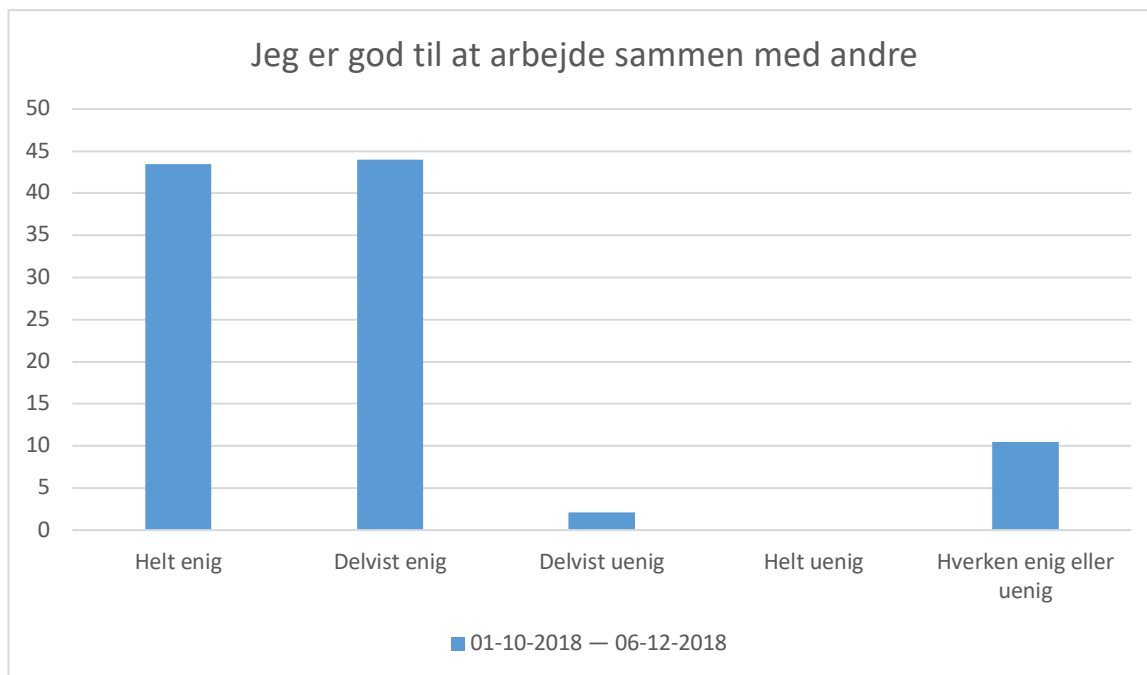
01-10-2018 — 06-12-2018; Gennemsnit: 4,6, spredning: 0,6

Svarmulighed	01-10-2018 — 06-12-2018: Antal	01-10-2018 — 06-12-2018: Andel (%)
Helt enig	121	63
Delvist enig	58	30
Delvist uenig	1	1
Helt uenig	0	0
Hverken enig eller uenig	11	6
Total	191	-



01-10-2018 — 06-12-2018; Gennemsnit: 4,5, spredning: 0,8

Svarmulighed	01-10-2018 — 06-12-2018: Antal	01-10-2018 — 06-12-2018: Andel (%)
Helt enig	115	60
Delvist enig	57	30
Delvist uenig	4	2
Helt uenig	1	1
Hverken enig eller uenig	14	7
Total	191	-

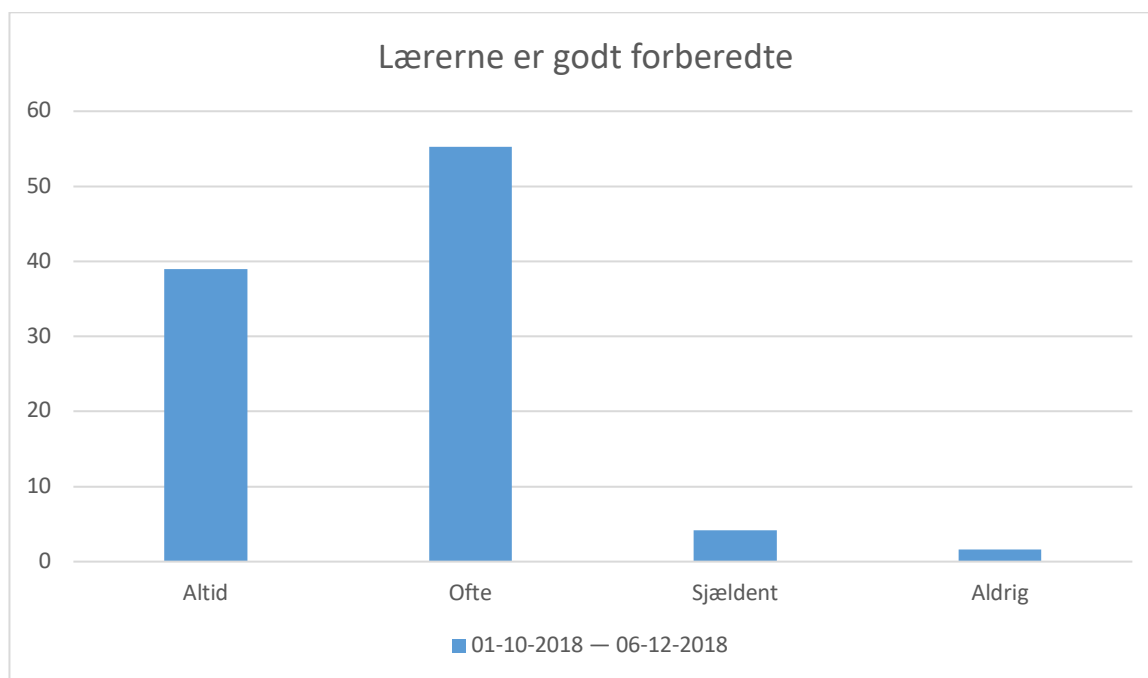


01-10-2018 — 06-12-2018; Gennemsnit: 4,3, spredning: 0,7

Svarmulighed	01-10-2018 — 06-12-2018: Antal		01-10-2018 — 06-12-2018: Andel (%)	
Helt enig	83	84	43	44
Delvist enig	84	4	44	2
Delvist uenig	4	0	2	0
Helt uenig	0	20	0	10
Hverken enig eller uenig	20	191	10	-
Total	191			

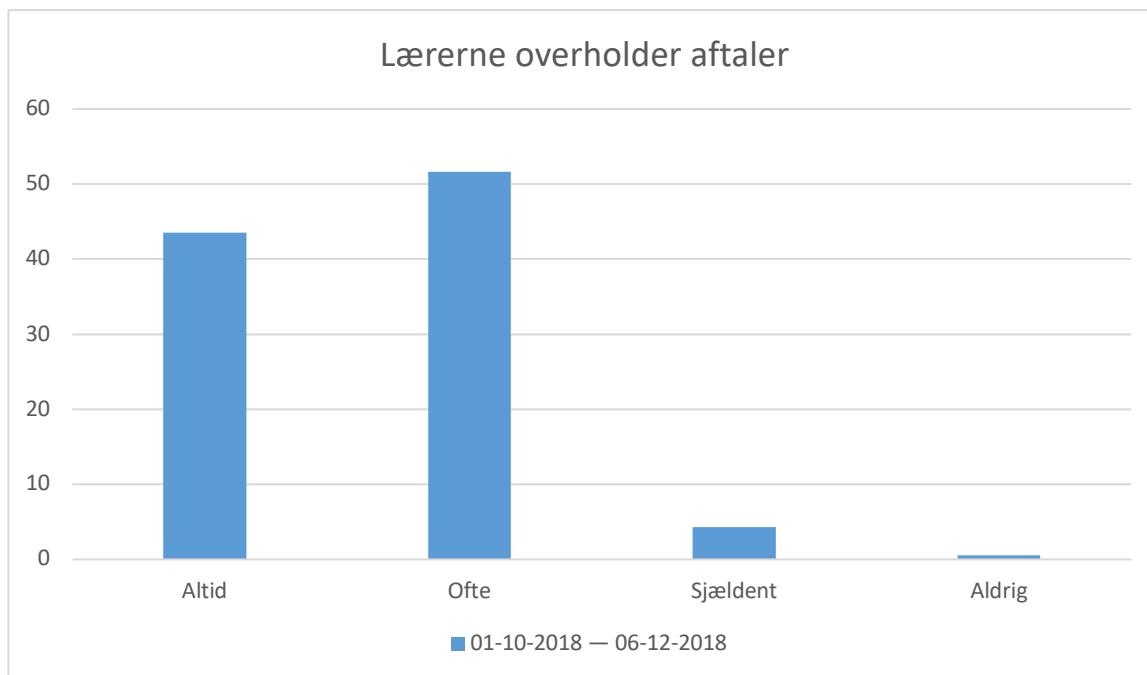
## Lærerne (GF 9 af 9)

Hvor ofte synes du, at...?



01-10-2018 — 06-12-2018; Gennemsnit: 3,3, spredning: 0,6

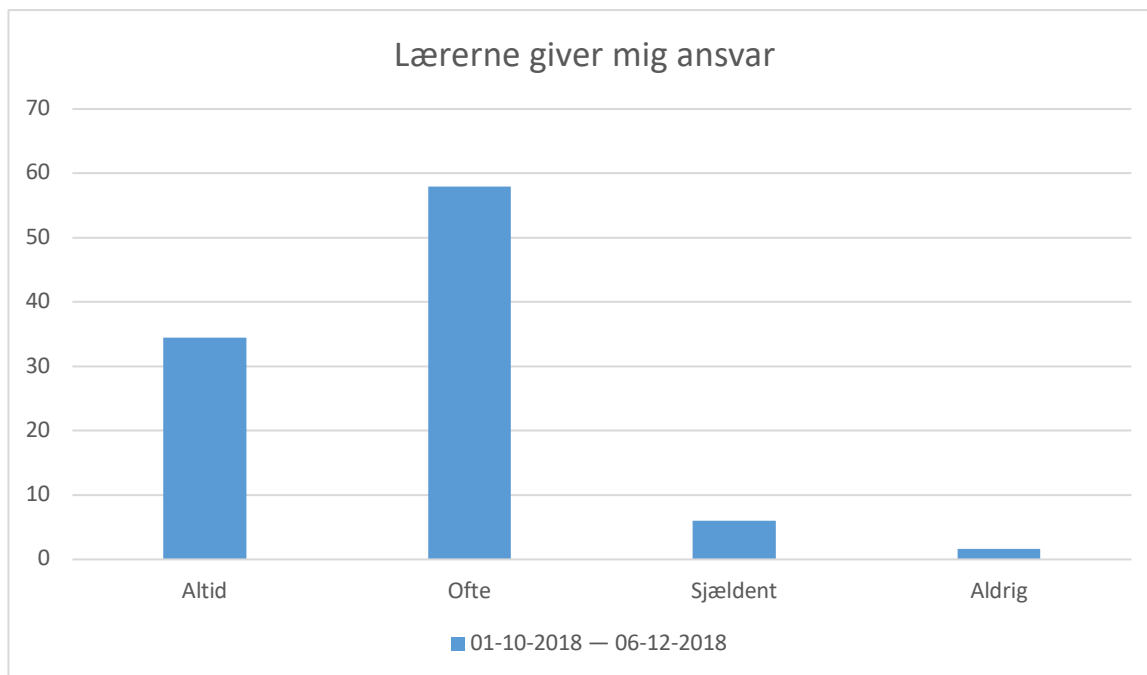
Svarmulighed	01-10-2018 — 06-12-2018: Antal	01-10-2018 — 06-12-2018: Andel (%)
Altid	74	39
Ofte	105	55
Sjældent	8	4
Aldrig	3	2
Total	190	-



01-10-2018 — 06-12-2018; Gennemsnit: 3,4, spredning: 0,6

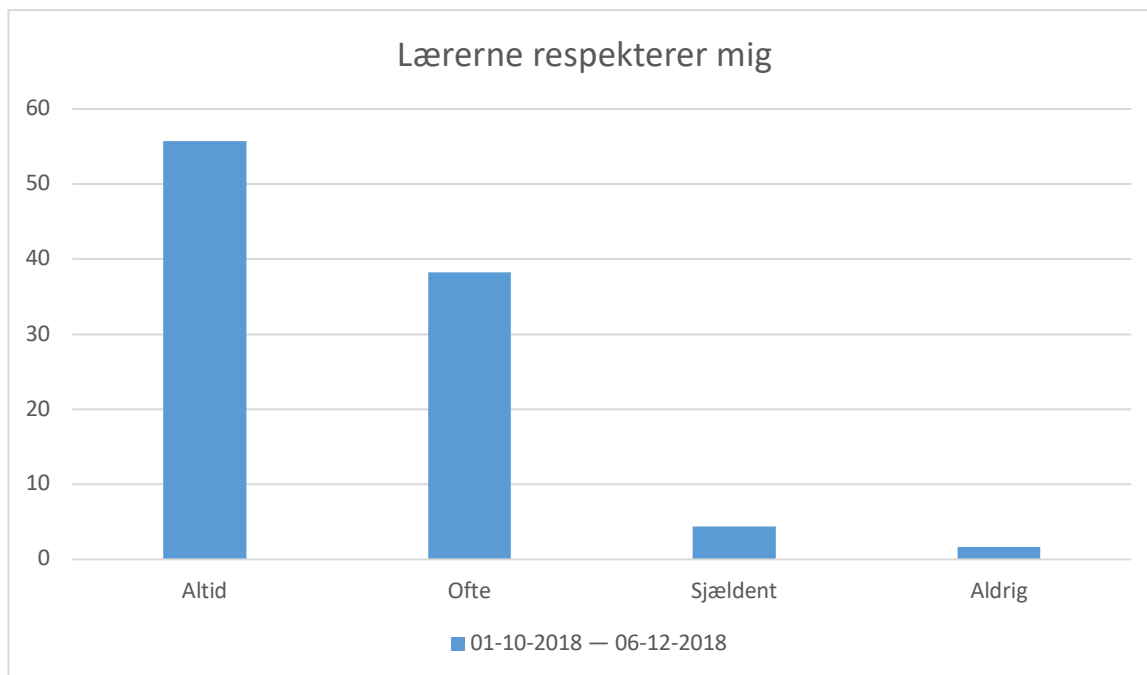
Svarmulighed	01-10-2018 — 06-12-2018: Antal	01-10-2018 — 06-12-2018: Andel (%)
Altid	81	44
Ofte	96	52
Sjældent	8	4
Aldrig	1	1
Total	186	-





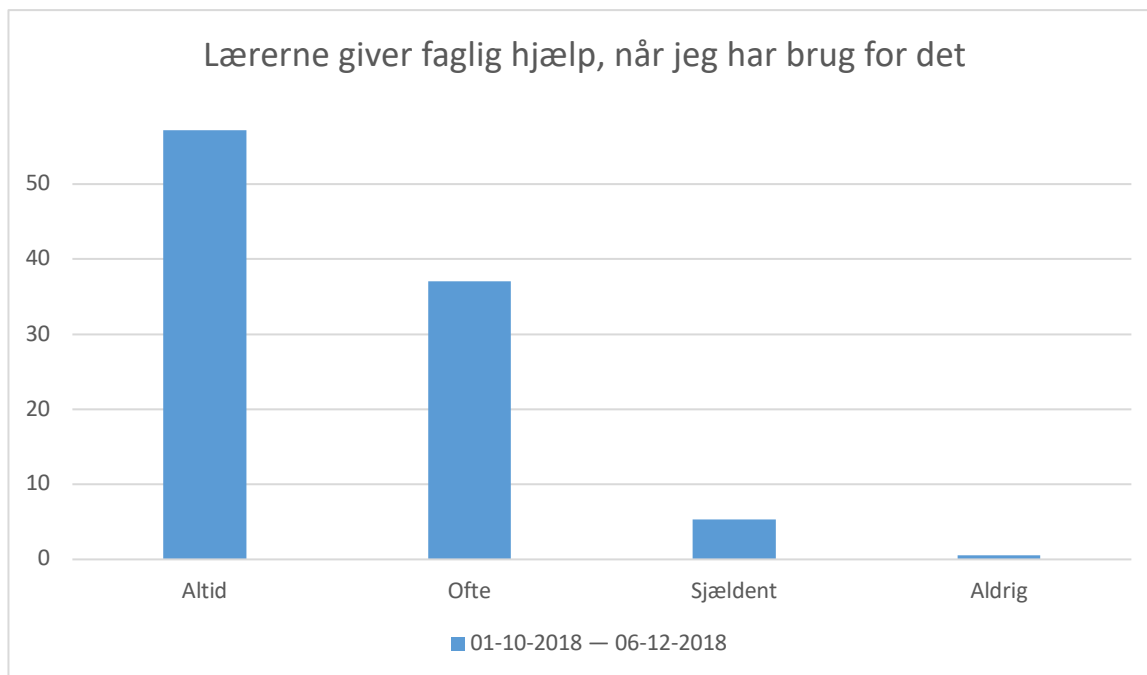
01-10-2018 — 06-12-2018; Gennemsnit: 3,3, spredning: 0,6

Svarmulighed	01-10-2018 — 06-12-2018: Antal	01-10-2018 — 06-12-2018: Andel (%)
Altid	63	34
Ofte	106	58
Sjældent	11	6
Aldrig	3	2
Total	183	-



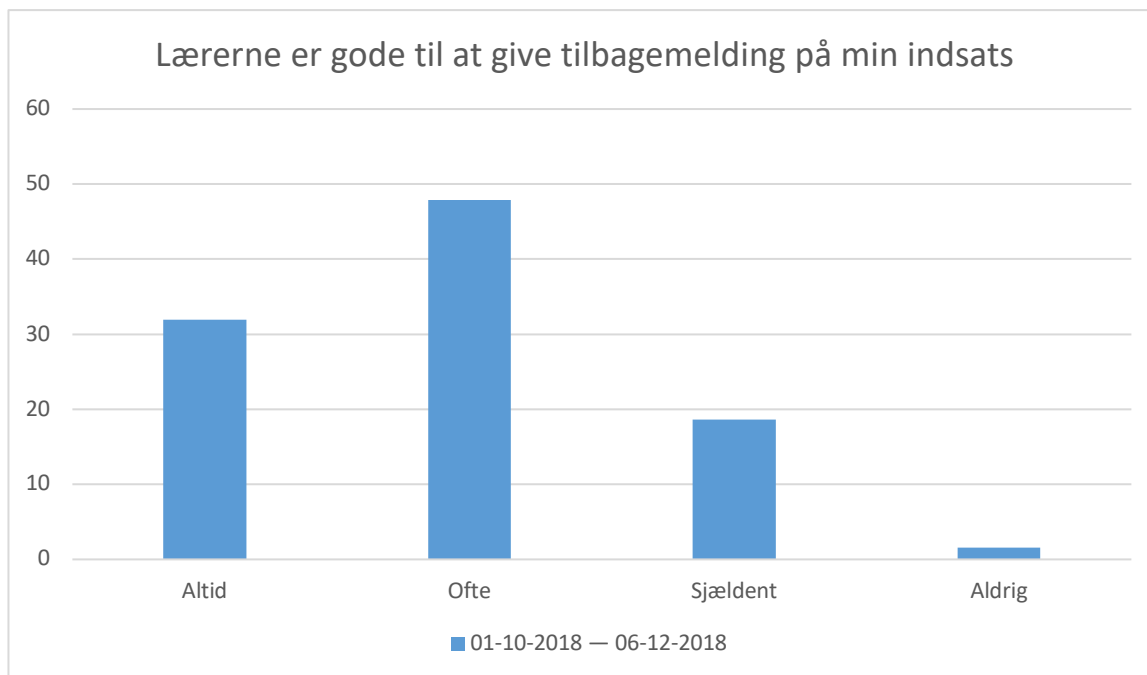
01-10-2018 — 06-12-2018; Gennemsnit: 3,5, spredning: 0,7

Svarmulighed	01-10-2018 — 06-12-2018: Antal	01-10-2018 — 06-12-2018: Andel (%)
Altid	102	56
Ofte	70	38
Sjældent	8	4
Aldrig	3	2
Total	183	-



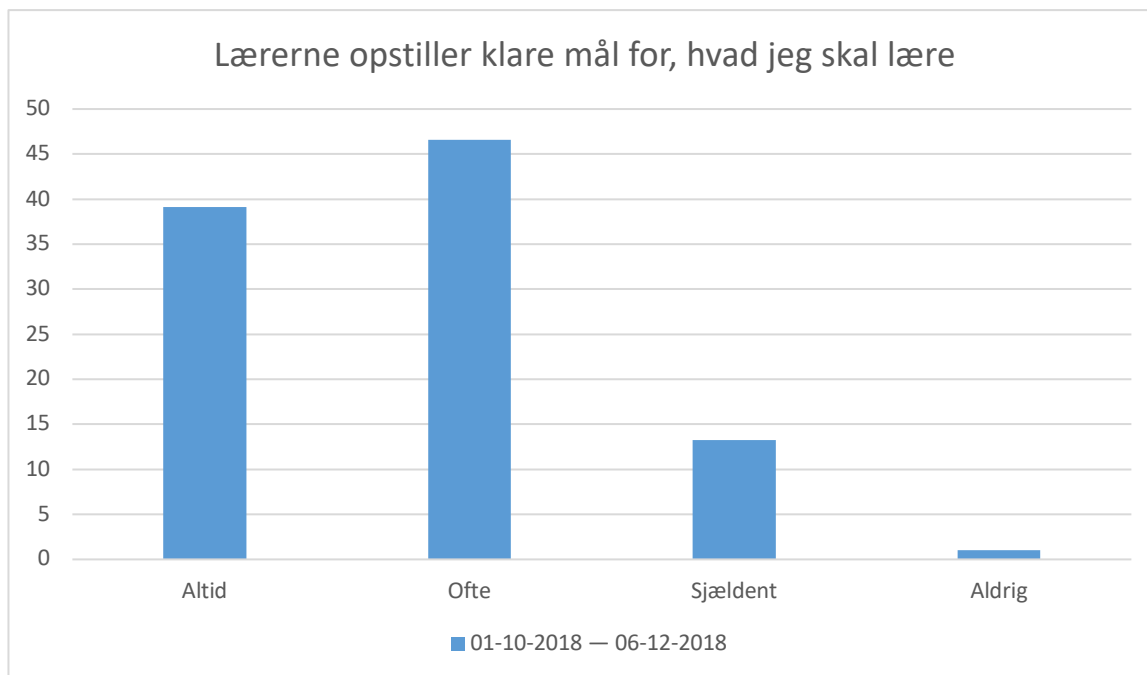
01-10-2018 — 06-12-2018; Gennemsnit: 3,5, spredning: 0,6

Svarmulighed	01-10-2018 — 06-12-2018: Antal	01-10-2018 — 06-12-2018: Andel (%)
Altid	108	57
Ofte	70	37
Sjældent	10	5
Aldrig	1	1
Total	189	-



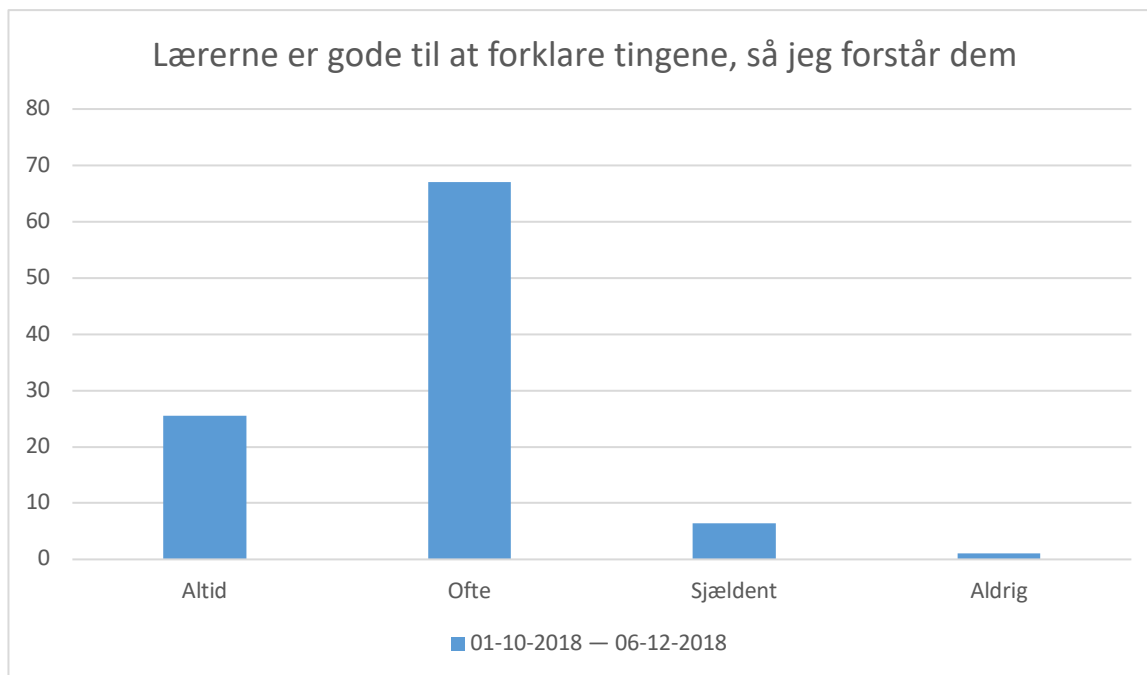
01-10-2018 — 06-12-2018; Gennemsnit: 3,1, spredning: 0,7

Svarmulighed	01-10-2018 — 06-12-2018: Antal	01-10-2018 — 06-12-2018: Andel (%)
Altid	60	32
Ofte	90	48
Sjældent	35	19
Aldrig	3	2
Total	188	-



01-10-2018 — 06-12-2018; Gennemsnit: 3,2, spredning: 0,7

Svarmulighed	01-10-2018 — 06-12-2018: Antal	01-10-2018 — 06-12-2018: Andel (%)
Altid	74	39
Ofte	88	47
Sjældent	25	13
Aldrig	2	1
Total	189	-



01-10-2018 — 06-12-2018; Gennemsnit: 3,2, spredning: 0,6

Svarmulighed	01-10-2018 — 06-12-2018: Antal	01-10-2018 — 06-12-2018: Andel (%)
Aldrig	48	26
Ofte	126	67
Sjældent	12	6
Aldrig	2	1
Total	188	-

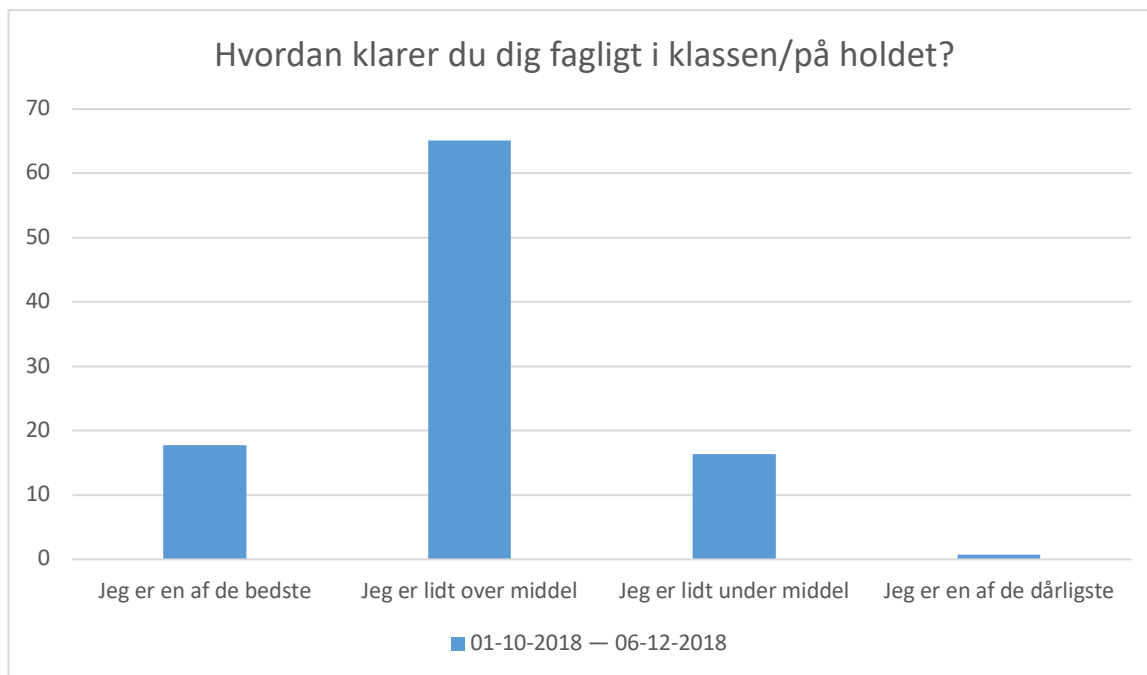
## Egen indsats (HF 2 af 13)

Hvor enig eller uenig er du i, at...?



01-10-2018 — 06-12-2018; Gennemsnit: 4,2, spredning: 0,7

Svarmulighed	01-10-2018 — 06-12-2018: Antal	01-10-2018 — 06-12-2018: Andel (%)
Helt enig	200	36
Delvist enig	288	52
Delvist uenig	9	2
Helt uenig	3	1
Hverken enig eller uenig	57	10
Total	557	-

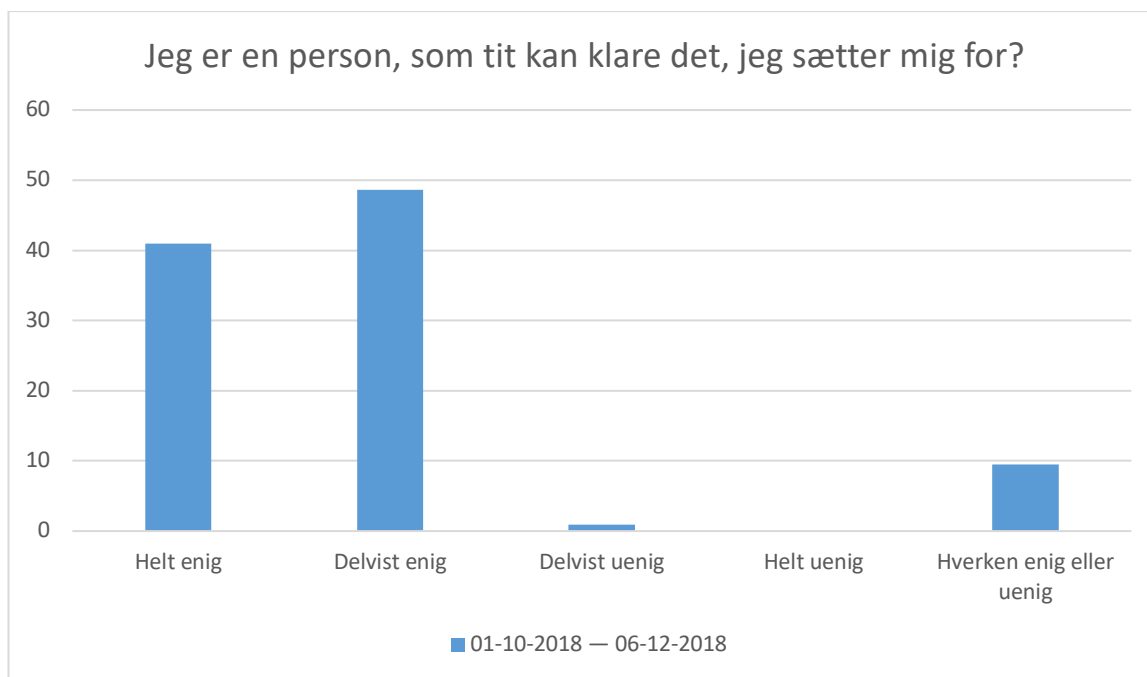


01-10-2018 — 06-12-2018; Gennemsnit: 3, spredning: 0,6

Svarmulighed	01-10-2018 — 06-12-2018: Antal	01-10-2018 — 06-12-2018: Andel (%)
Jeg er en af de bedste	94	18
Jeg er lidt over middel	346	65
Jeg er lidt under middel	87	16
Jeg er en af de dårligste	4	1
<b>Total</b>	<b>531</b>	<b>-</b>



Hvor enig eller uenig er du i, at...?

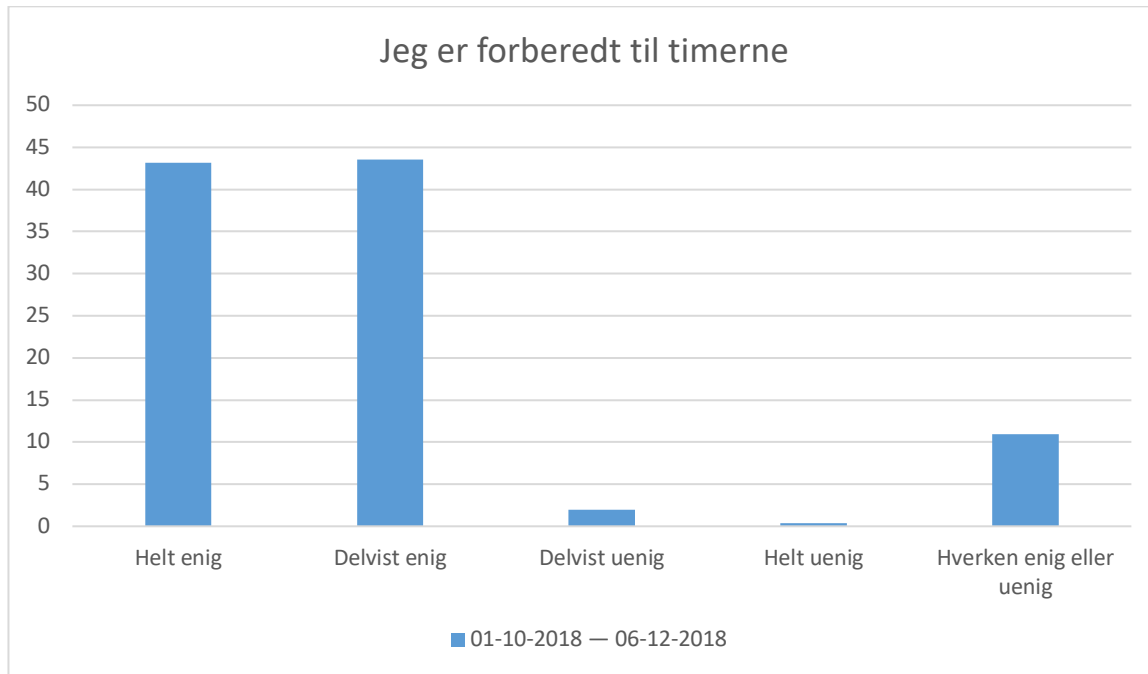


01-10-2018 — 06-12-2018; Gennemsnit: 4,3, spredning: 0,7

Svarmulighed	01-10-2018 — 06-12-2018: Antal	01-10-2018 — 06-12-2018: Andel (%)
Helt enig	228	41
Delvist enig	271	49
Delvist uenig	5	1
Helt uenig	0	0
Hverken enig eller uenig	53	10
Total	557	-

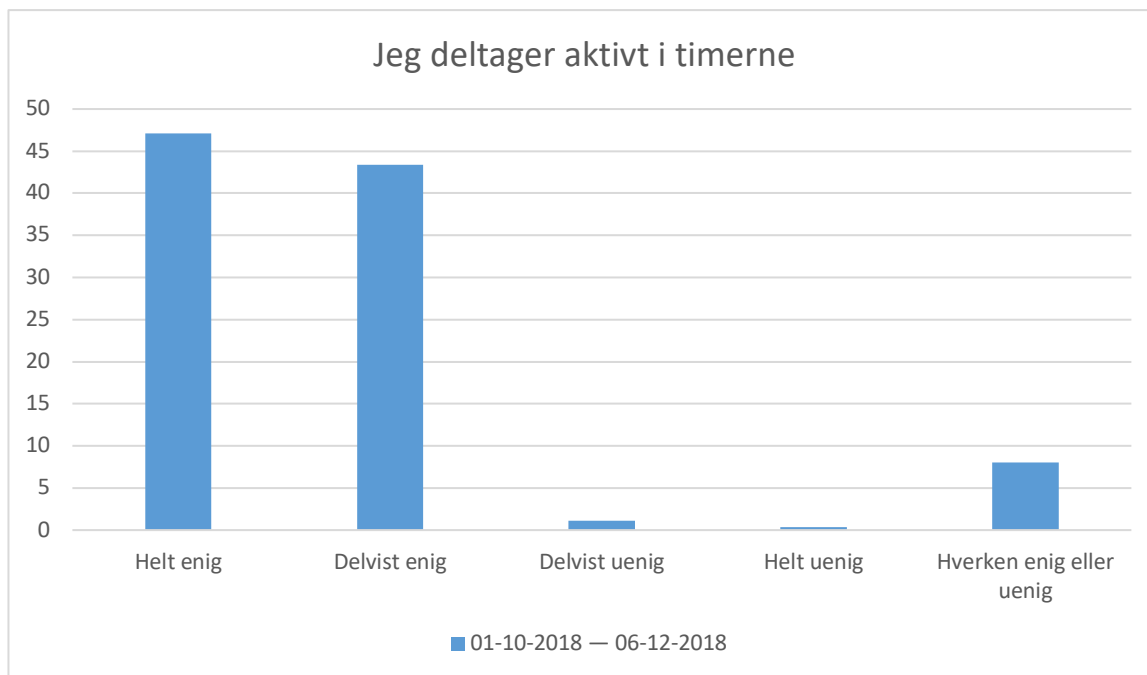
## Egen indsats (HF 3 af 13)

Hvor enig eller uenig er du i, at ...?



01-10-2018 — 06-12-2018; Gennemsnit: 4,3, spredning: 0,8

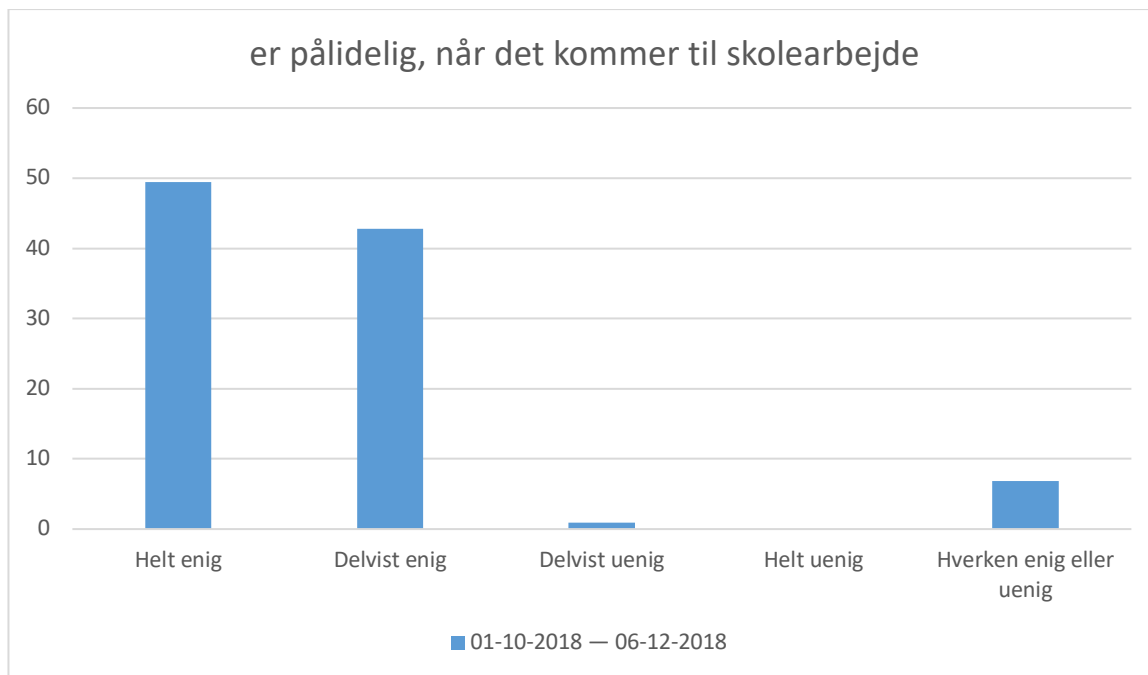
Svarmulighed	01-10-2018 — 06-12-2018: Antal	01-10-2018 — 06-12-2018: Andel (%)
Helt enig	241	43
Delvist enig	243	44
Delvist uenig	11	2
Helt uenig	2	0
Hverken enig eller uenig	61	11
Total	558	-



01-10-2018 — 06-12-2018; Gennemsnit: 4,4, spredning: 0,7

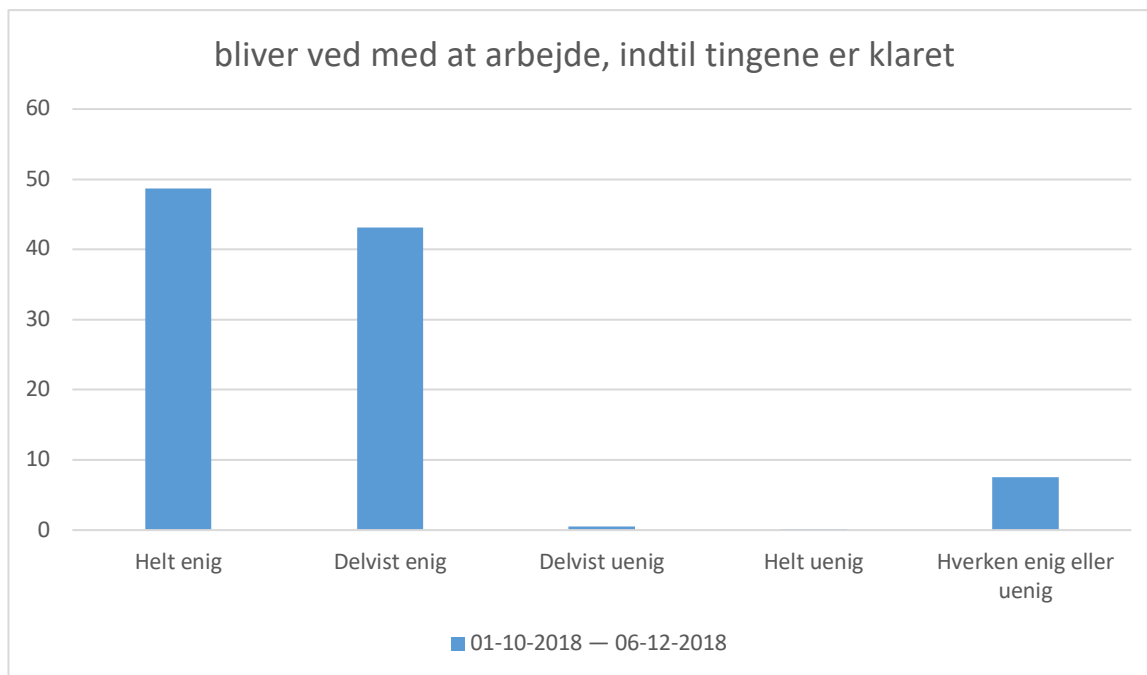
Svarmulighed	01-10-2018 — 06-12-2018: Antal		01-10-2018 — 06-12-2018: Andel (%)	
Helt enig	263	47	47	
Delvist enig	242	43	43	
Delvist uenig	6	1	1	
Helt uenig	2	0	0	
Hverken enig eller uenig	45	8	8	
<b>Total</b>	<b>558</b>	<b>-</b>		

Jeg er en person, som ...



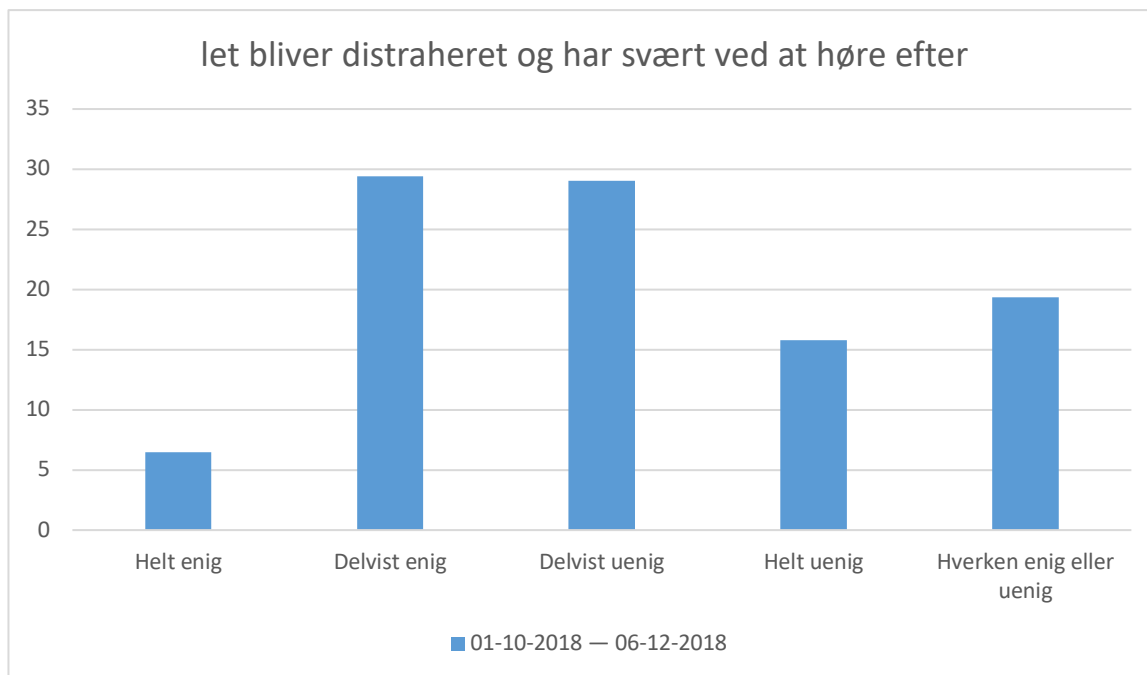
01-10-2018 — 06-12-2018; Gennemsnit: 4,4, spredning: 0,7

Svarmulighed	01-10-2018 — 06-12-2018: Antal	01-10-2018 — 06-12-2018: Andel (%)
Helt enig	276	49
Delvist enig	239	43
Delvist uenig	5	1
Helt uenig	0	0
Hverken enig eller uenig	38	7
Total	558	-



01-10-2018 — 06-12-2018; Gennemsnit: 4,4, spredning: 0,7

Svarmulighed	01-10-2018 — 06-12-2018: Antal		01-10-2018 — 06-12-2018: Andel (%)	
Helt enig	271	240	49	43
Delvist enig	3	1	1	0
Delvist uenig	1	42	0	8
Helt uenig	42	557	8	-
Hverken enig eller uenig	1		0	
Total	557		-	



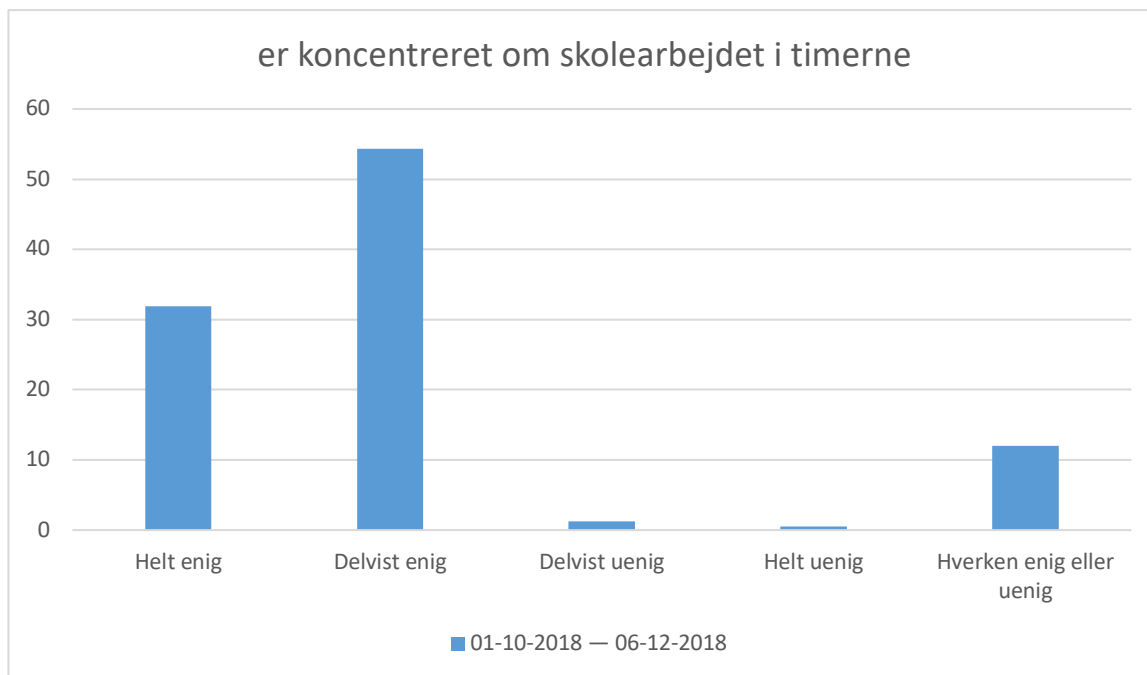
01-10-2018 — 06-12-2018; Gennemsnit: 2,8, spredning: 1,2

Svarmulighed	01-10-2018 — 06-12-2018: Antal	01-10-2018 — 06-12-2018: Andel (%)
Helt enig	36	6
Delvist enig	164	29
Delvist uenig	162	29
Helt uenig	88	16
Hverken enig eller uenig	108	19
<b>Total</b>	<b>558</b>	<b>-</b>



01-10-2018 — 06-12-2018; Gennemsnit: 4,5, spredning: 0,7

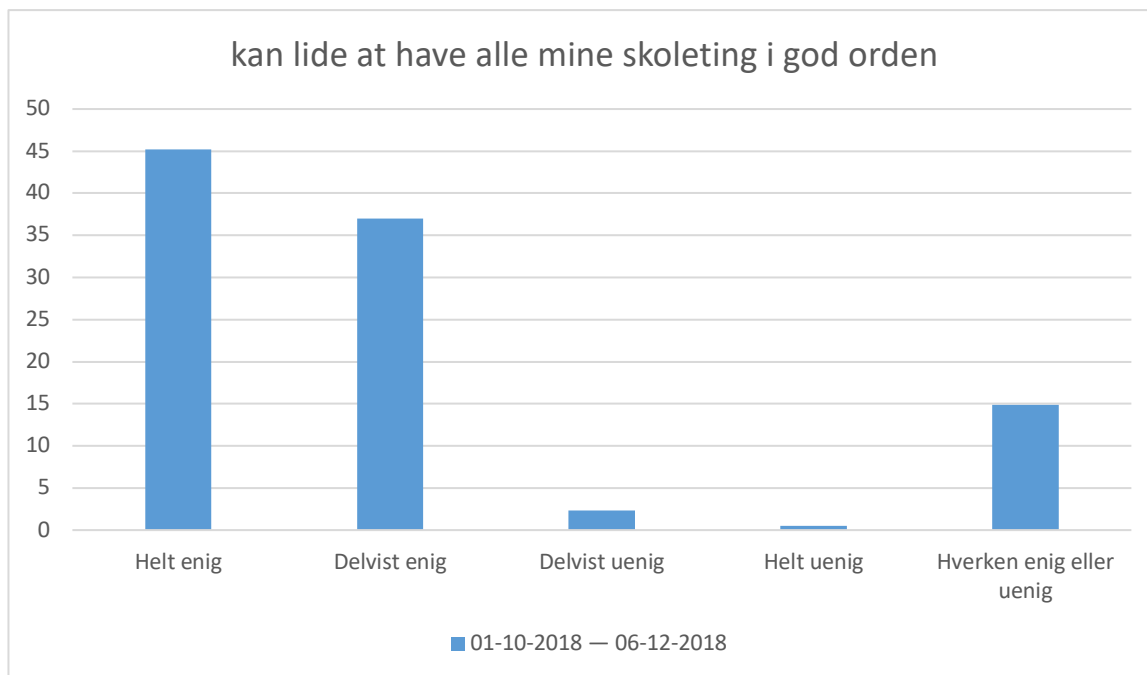
Svarmulighed	01-10-2018 — 06-12-2018: Antal		01-10-2018 — 06-12-2018: Andel (%)	
Helt enig	312		56	
Delvist enig	197		35	
Delvist uenig	2		0	
Helt uenig	2		0	
Hverken enig eller uenig	44		8	
Total	557		-	



01-10-2018 — 06-12-2018; Gennemsnit: 4,2, spredning: 0,7

Svarmulighed	01-10-2018 — 06-12-2018: Antal		01-10-2018 — 06-12-2018: Andel (%)	
Helt enig	178	303	32	54
Delvist enig	7	3	1	1
Delvist uenig	67		12	
Helt uenig				
Hverken enig eller uenig				
Total	558		-	

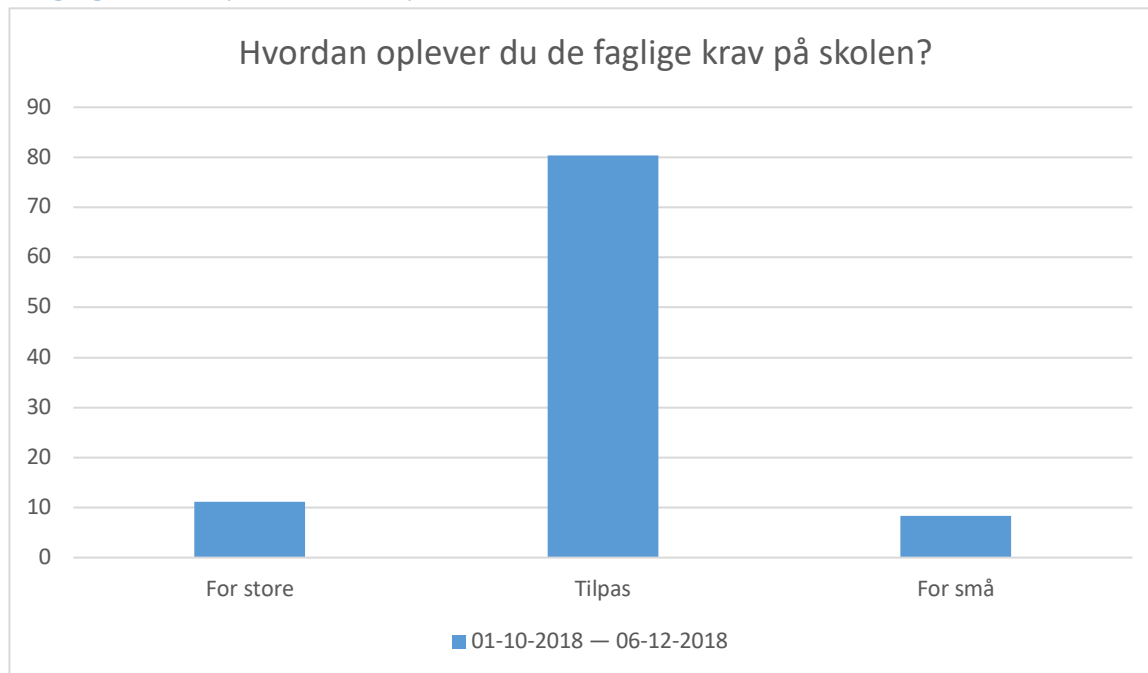




01-10-2018 — 06-12-2018; Gennemsnit: 4,2, spredning: 0,8

Svarmulighed	01-10-2018 — 06-12-2018: Antal	01-10-2018 — 06-12-2018: Andel (%)
Helt enig	252	45
Delvist enig	206	37
Delvist uenig	13	2
Helt uenig	3	1
Hverken enig eller uenig	83	15
Total	557	-

## Faglige krav (HF 4 af 13)

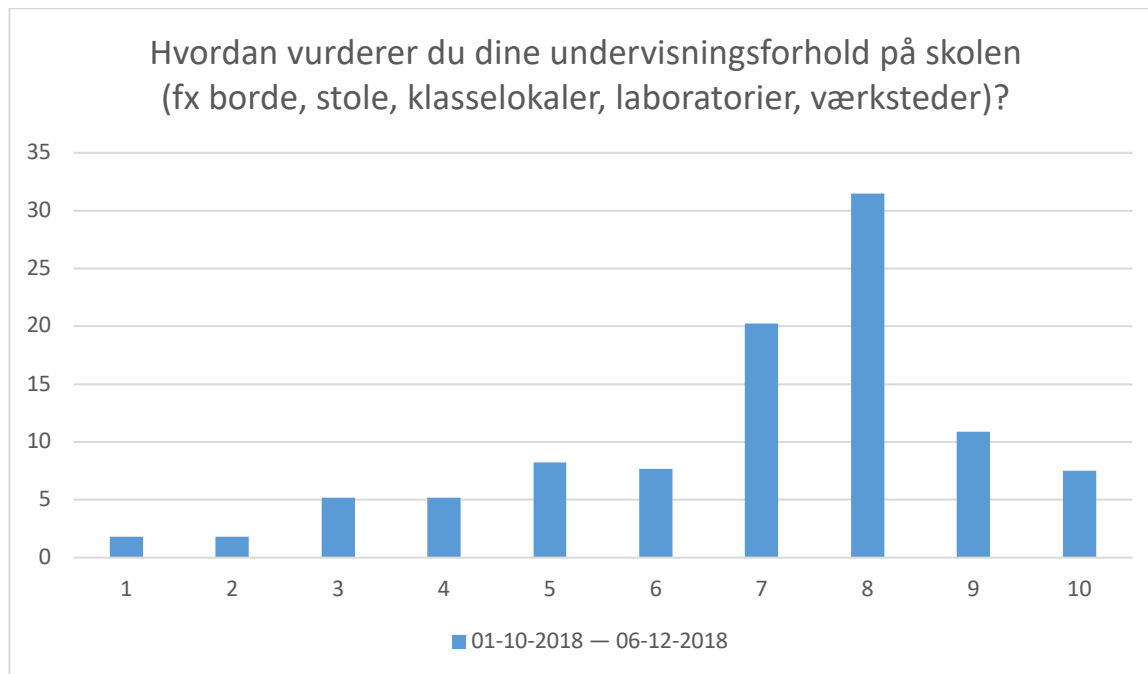


01-10-2018 — 06-12-2018; Gennemsnit og spredning kan ikke beregnes.

Svarmulighed	01-10-2018 — 06-12-2018: Antal	01-10-2018 — 06-12-2018: Andel (%)
For store	60	11
Tilpas	431	80
For små	45	8
Total	536	-

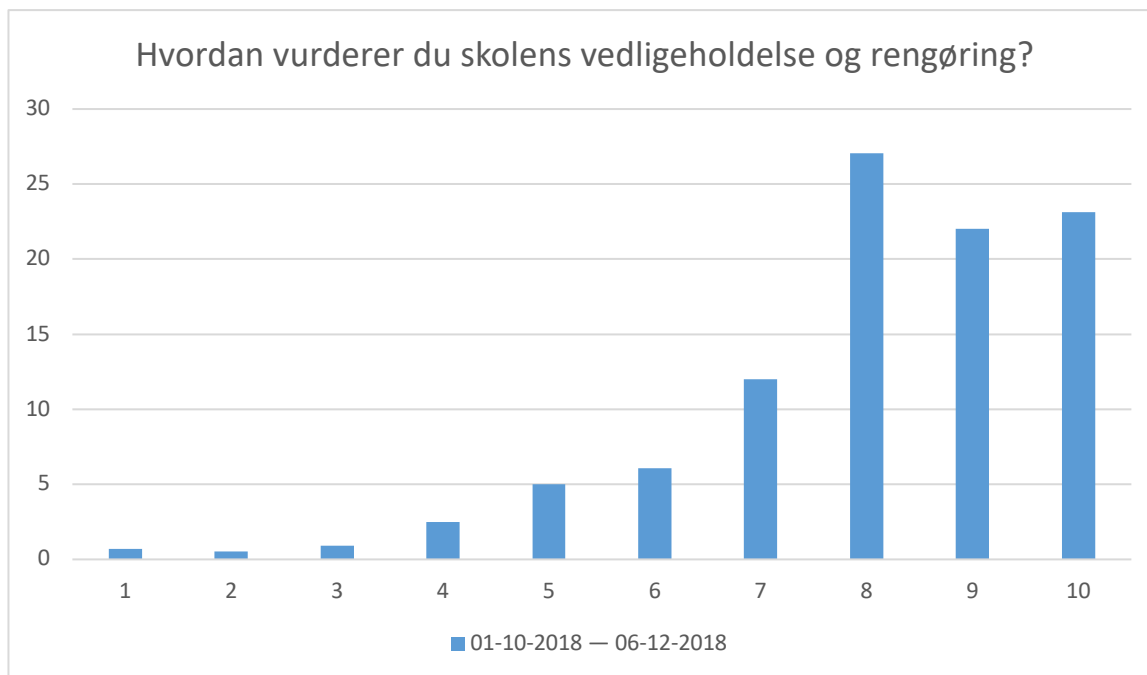
## Fysisk miljø (HF 5 af 13)

Svar på en skala fra 1-10, hvor 1 er dårligst og 10 er bedst



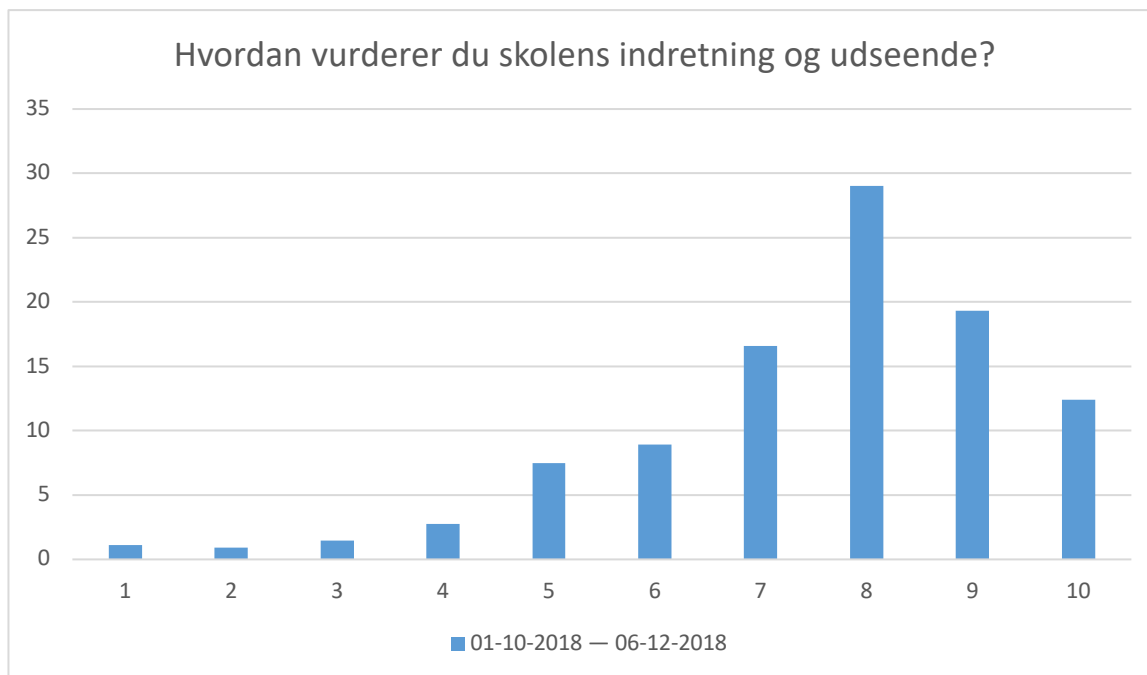
01-10-2018 — 06-12-2018; Gennemsnit: 7, spredning: 2,1

Svarmulighed	01-10-2018 — 06-12-2018: Antal	01-10-2018 — 06-12-2018: Andel (%)
1	10	2
2	10	2
3	29	5
4	29	5
5	46	8
6	43	8
7	113	20
8	176	31
9	61	11
10	42	8
Total	559	-



01-10-2018 — 06-12-2018; Gennemsnit: 8,1, spredning: 1,8

Svarmulighed	01-10-2018 — 06-12-2018: Antal	01-10-2018 — 06-12-2018: Andel (%)
1	4	1
2	3	1
3	5	1
4	14	3
5	28	5
6	34	6
7	67	12
8	151	27
9	123	22
10	129	23
Total	558	-

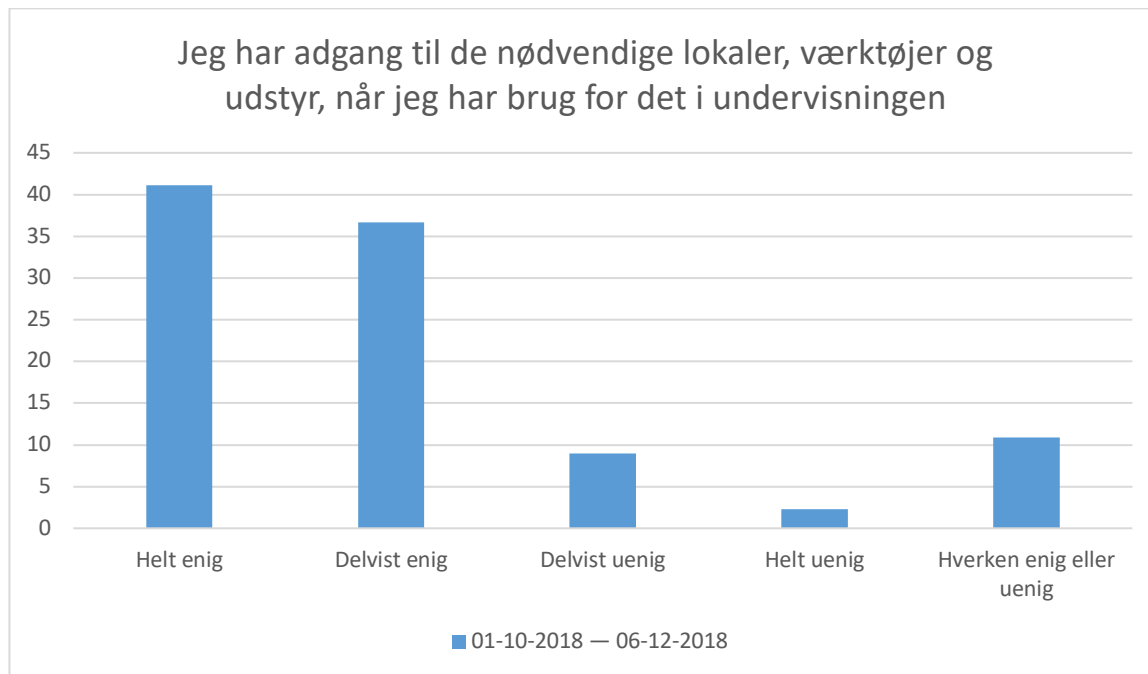


01-10-2018 — 06-12-2018; Gennemsnit: 7,6, spredning: 1,8

Svarmulighed	01-10-2018 — 06-12-2018: Antal	01-10-2018 — 06-12-2018: Andel (%)
1	6	1
2	5	1
3	8	1
4	15	3
5	41	7
6	49	9
7	91	17
8	159	29
9	106	19
10	68	12
<b>Total</b>	<b>548</b>	<b>-</b>

## Faciliteter (HF 6 af 13)

Hvor enig eller uenig er du i, at...?

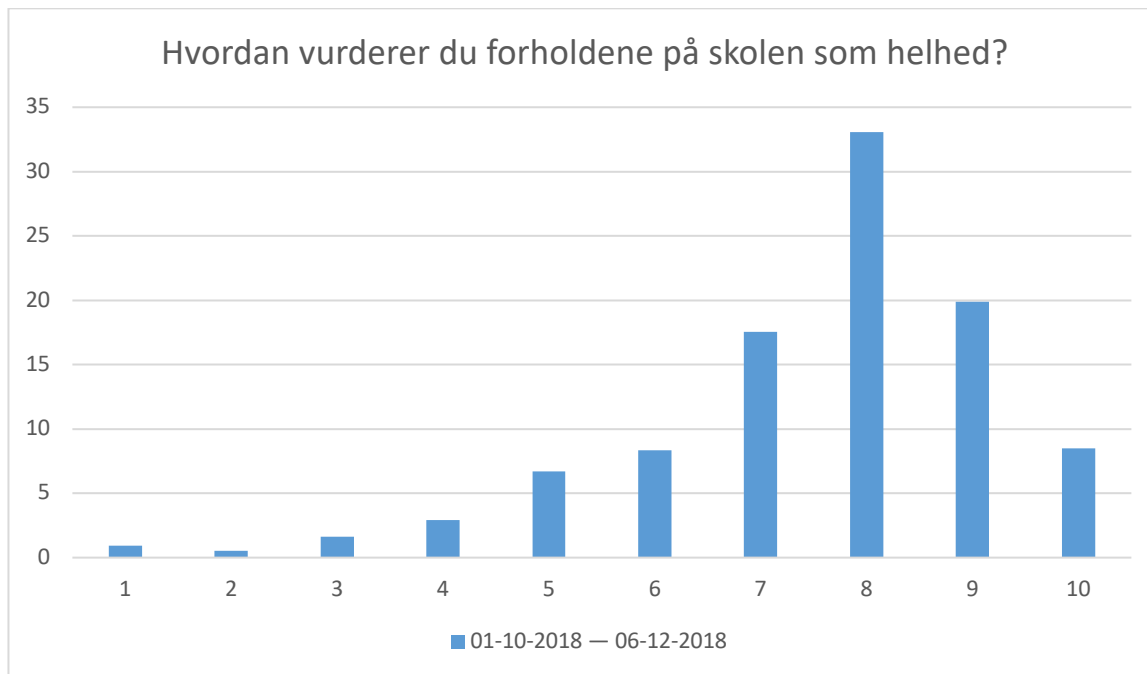


01-10-2018 — 06-12-2018; Gennemsnit: 4,1, spredning: 1

Svarmulighed	01-10-2018 — 06-12-2018: Antal	01-10-2018 — 06-12-2018: Andel (%)
Helt enig	230	41
Delvist enig	205	37
Delvist uenig	50	9
Helt uenig	13	2
Hverken enig eller uenig	61	11
Total	559	-

## Skolen som helhed (HF 7 af 13)

Svar på en skala fra 1-10, hvor 1 er dårligst og 10 er bedst

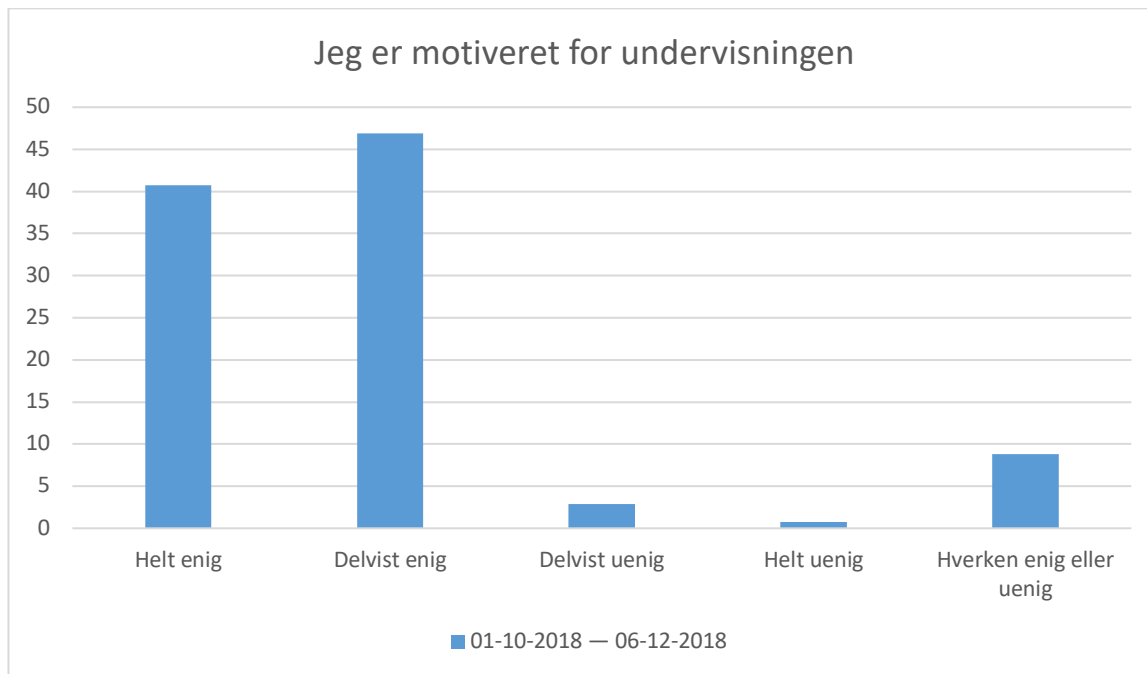


01-10-2018 — 06-12-2018; Gennemsnit: 7,5, spredning: 1,7

Svarmulighed	01-10-2018 — 06-12-2018: Antal	01-10-2018 — 06-12-2018: Andel (%)
1	5	1
2	3	1
3	9	2
4	16	3
5	37	7
6	46	8
7	97	18
8	183	33
9	110	20
10	47	8
Total	553	-

## Trivsel (HF 8 af 13)

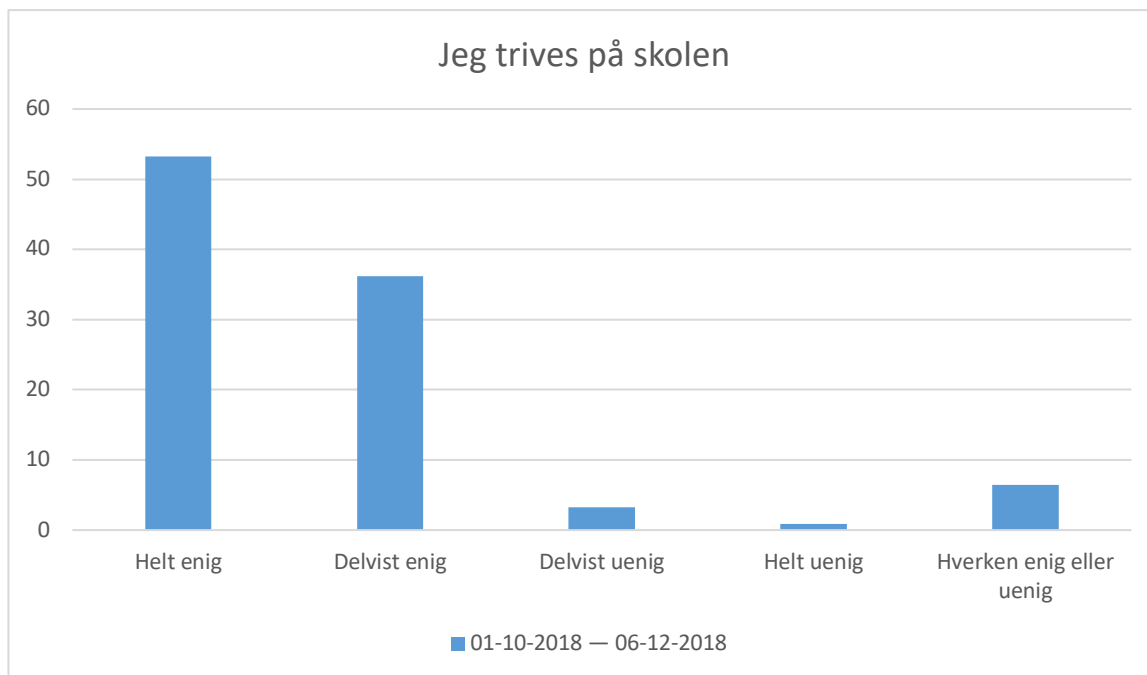
Hvor enig eller uenig er du i, at...?



01-10-2018 — 06-12-2018; Gennemsnit: 4,2, spredning: 0,8

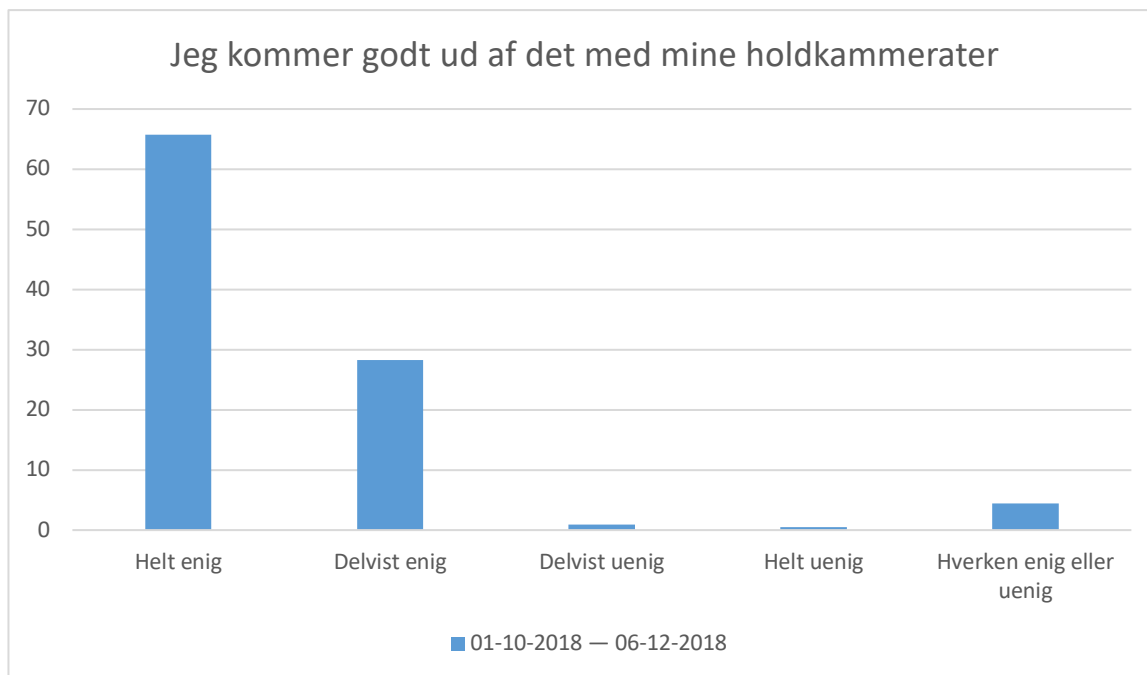
Svarmulighed	01-10-2018 — 06-12-2018: Antal	01-10-2018 — 06-12-2018: Andel (%)
Helt enig	227	41
Delvist enig	261	47
Delvist uenig	16	3
Helt uenig	4	1
Hverken enig eller uenig	49	9
Total	557	-





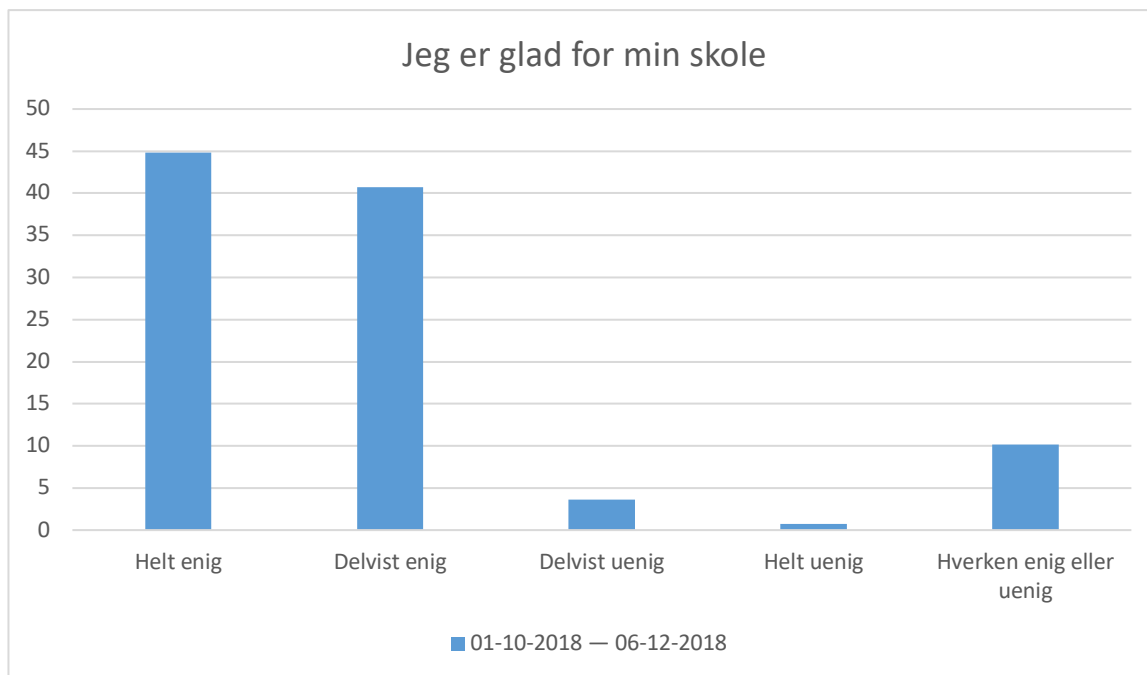
01-10-2018 — 06-12-2018; Gennemsnit: 4,4, spredning: 0,8

Svarmulighed	01-10-2018 — 06-12-2018: Antal		01-10-2018 — 06-12-2018: Andel (%)	
Helt enig	296	201	53	36
Delvist enig	201	18	36	3
Delvist uenig	18	5	3	1
Helt uenig	5	36	1	6
Hverken enig eller uenig	36	-	6	-
Total	556	-	-	-



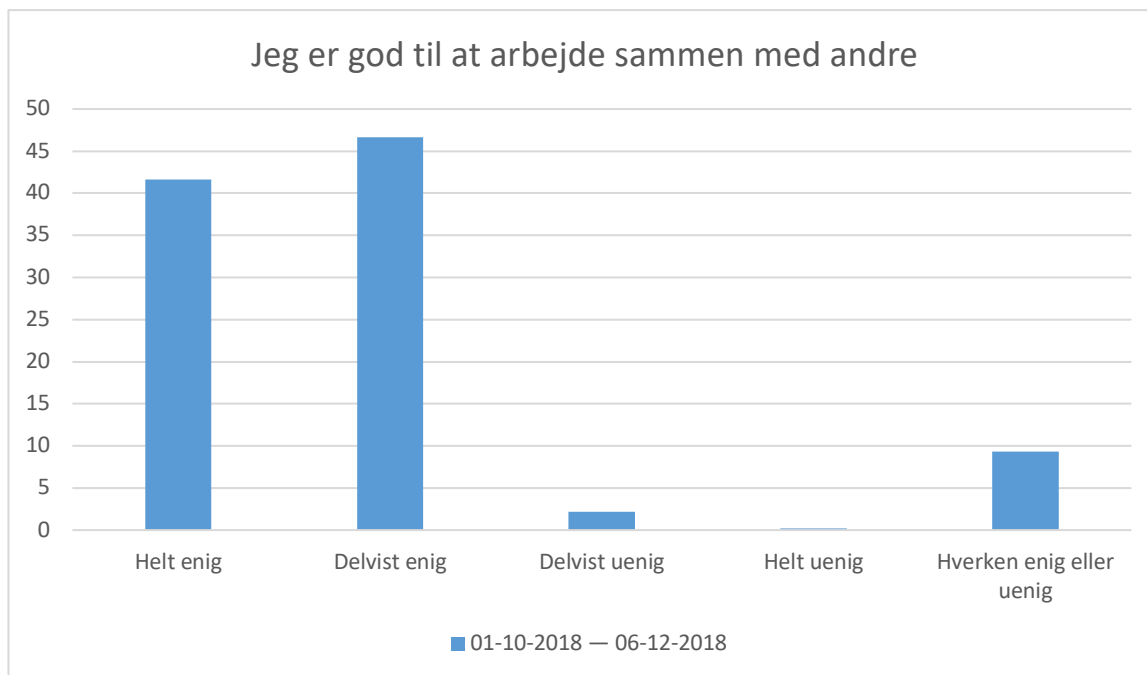
01-10-2018 — 06-12-2018; Gennemsnit: 4,6, spredning: 0,7

Svarmulighed	01-10-2018 — 06-12-2018: Antal		01-10-2018 — 06-12-2018: Andel (%)	
Helt enig		367		66
Delvist enig		158		28
Delvist uenig		5		1
Helt uenig		3		1
Hverken enig eller uenig		25		4
<b>Total</b>		<b>558</b>		<b>-</b>



01-10-2018 — 06-12-2018; Gennemsnit: 4,3, spredning: 0,8

Svarmulighed	01-10-2018 — 06-12-2018: Antal		01-10-2018 — 06-12-2018: Andel (%)	
Helt enig	248	225	45	41
Delvist enig	20	4	4	1
Delvist uenig	4	56	1	10
Helt uenig	56		10	
Hverken enig eller uenig				
Total	553		-	

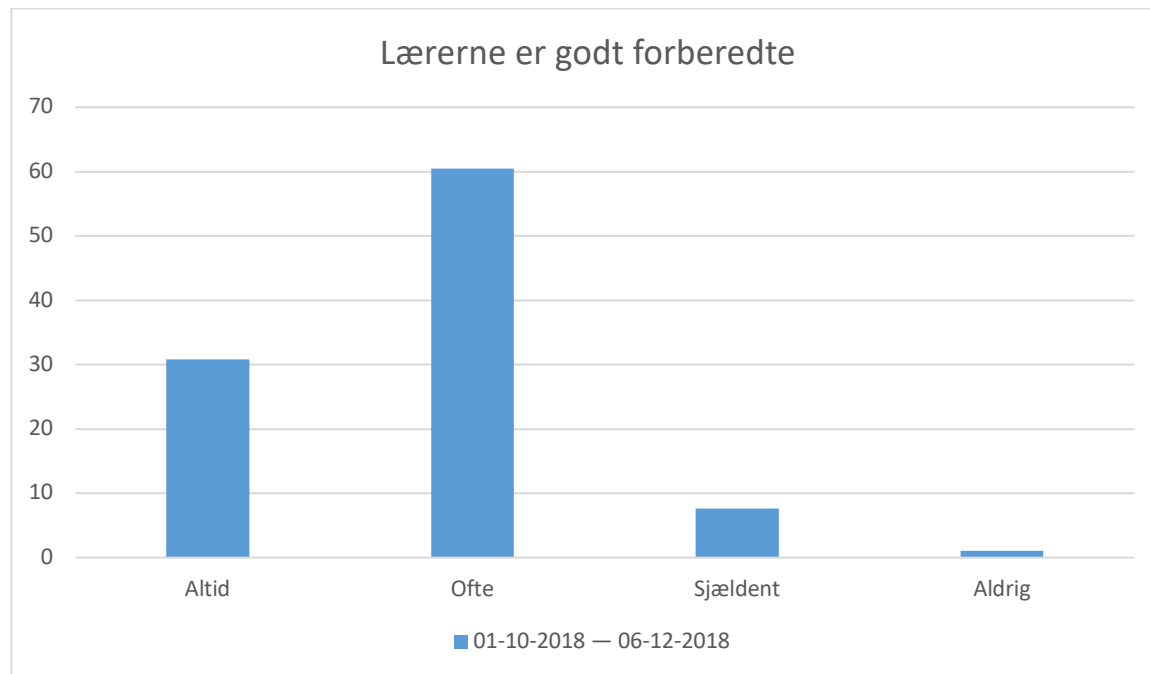


01-10-2018 — 06-12-2018; Gennemsnit: 4,3, spredning: 0,7

Svarmulighed	01-10-2018 — 06-12-2018: Antal		01-10-2018 — 06-12-2018: Andel (%)	
Helt enig	232	260	42	47
Delvist enig	12	1	2	0
Delvist uenig	1	52	0	9
Helt uenig	52	557	9	-
Hverken enig eller uenig	1		0	
Total	557		-	

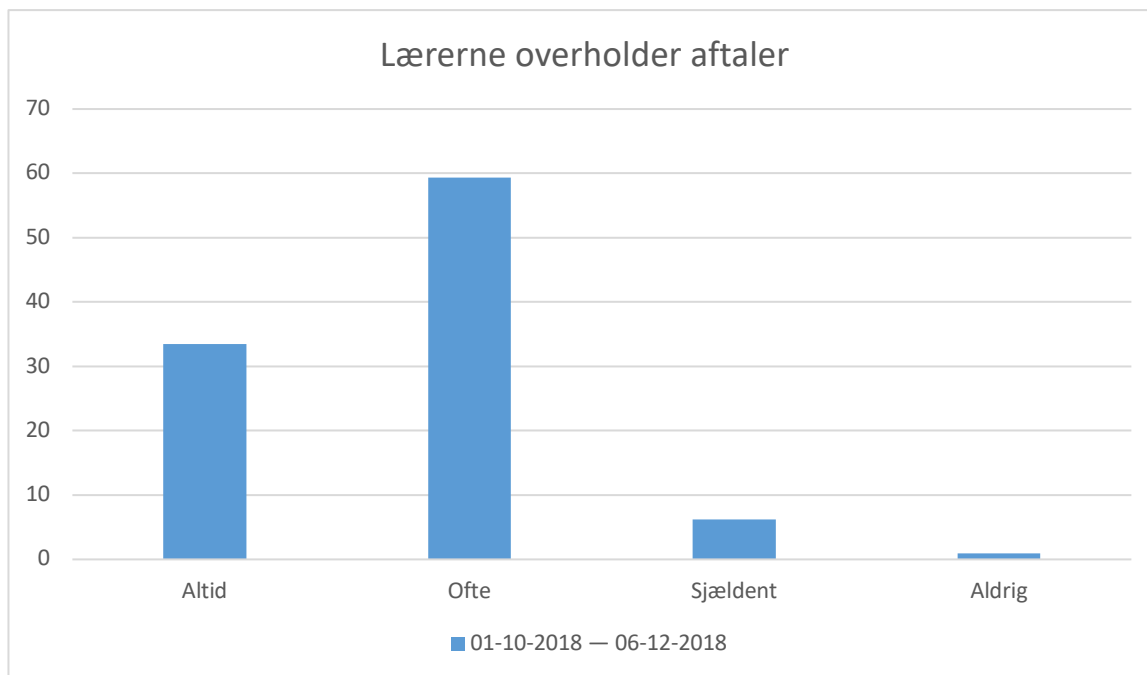
## Lærerne (HF 9 af 13)

Hvor ofte synes du, at...?



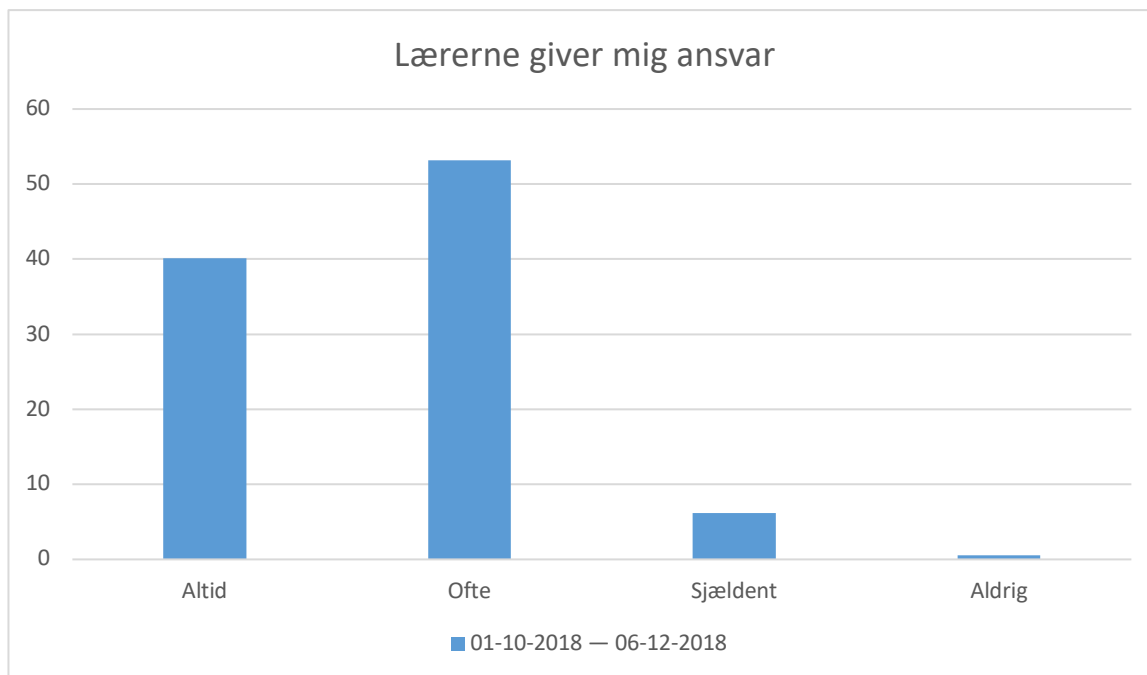
01-10-2018 — 06-12-2018; Gennemsnit: 3,2, spredning: 0,6

Svarmulighed	01-10-2018 — 06-12-2018: Antal	01-10-2018 — 06-12-2018: Andel (%)
Altid	170	31
Ofte	333	60
Sjældent	42	8
Aldrig	6	1
Total	551	-



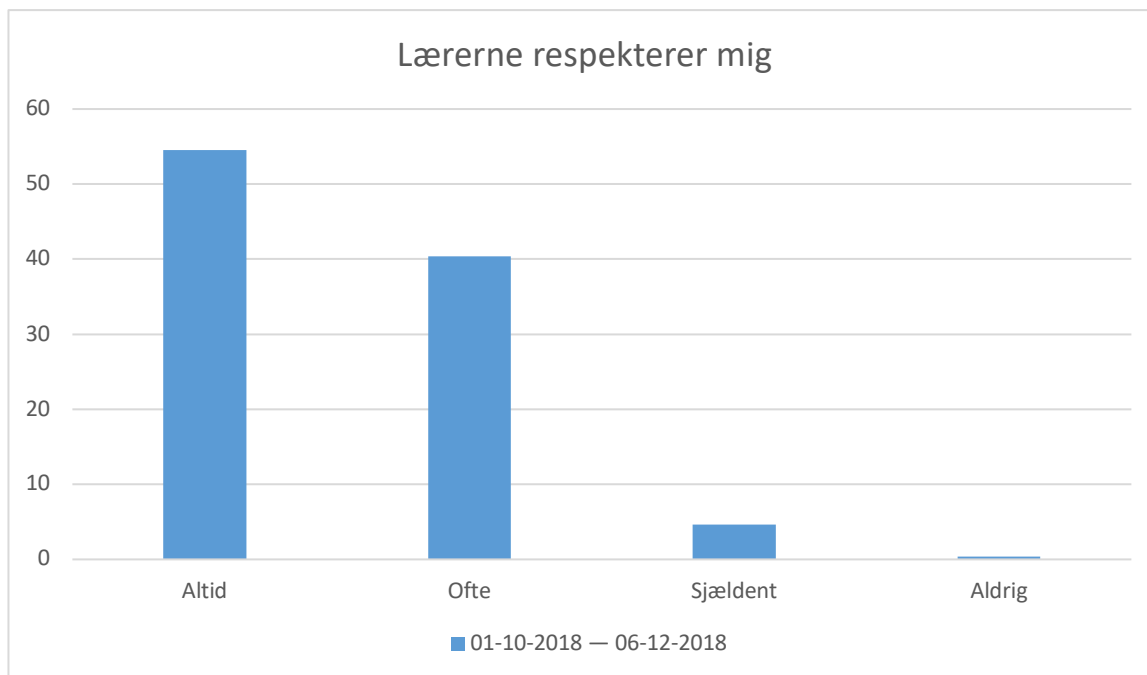
01-10-2018 — 06-12-2018; Gennemsnit: 3,3, spredning: 0,6

Svarmulighed	01-10-2018 — 06-12-2018: Antal	01-10-2018 — 06-12-2018: Andel (%)
Altid	184	34
Ofte	326	59
Sjældent	34	6
Aldrig	5	1
Total	549	-



01-10-2018 — 06-12-2018; Gennemsnit: 3,3, spredning: 0,6

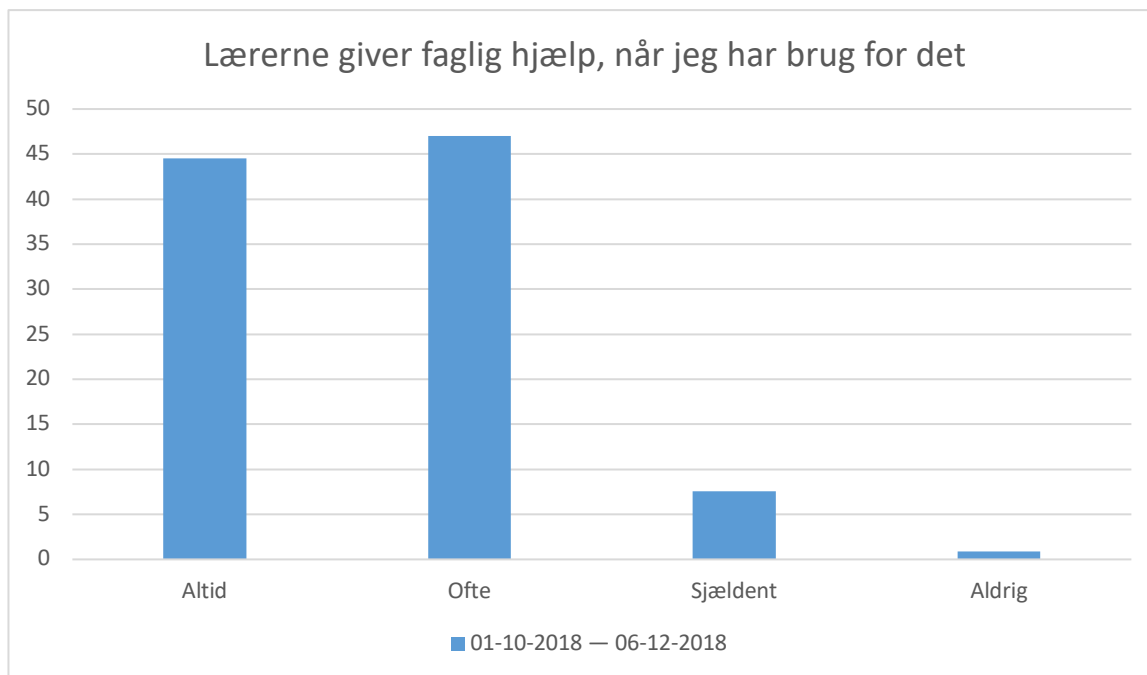
Svarmulighed	01-10-2018 — 06-12-2018: Antal	01-10-2018 — 06-12-2018: Andel (%)
Altid	215	40
Ofte	285	53
Sjældent	33	6
Aldrig	3	1
Total	536	-



01-10-2018 — 06-12-2018; Gennemsnit: 3,5, spredning: 0,6

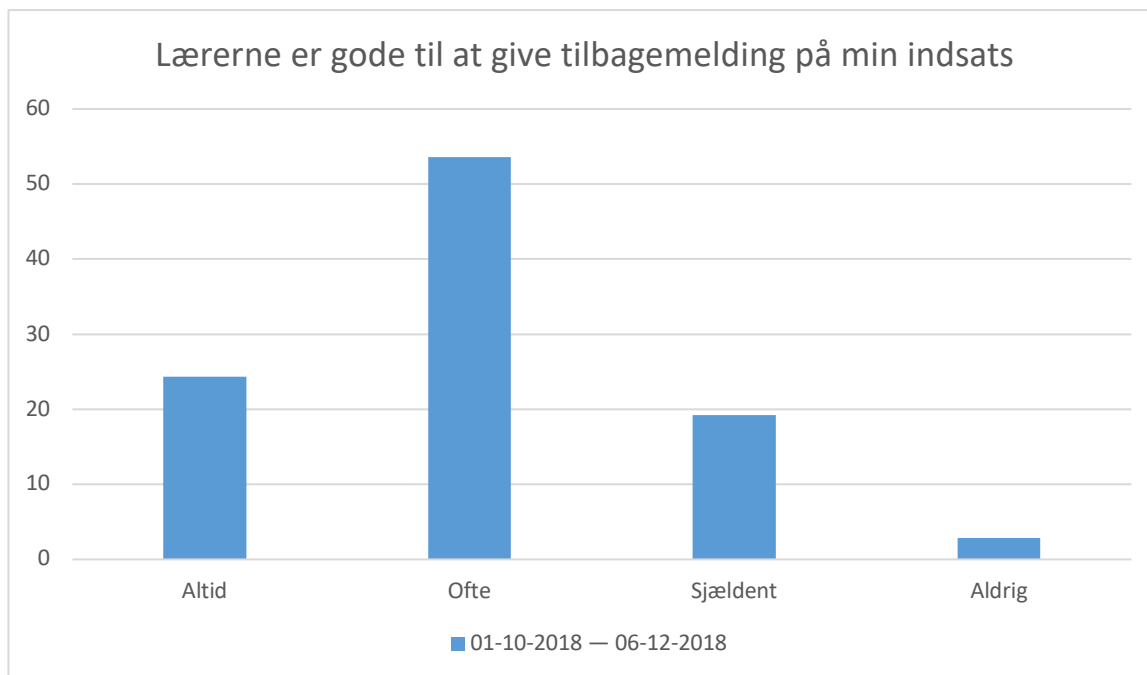
Svarmulighed	01-10-2018 — 06-12-2018: Antal	01-10-2018 — 06-12-2018: Andel (%)
Altid	293	55
Ofte	217	40
Sjældent	25	5
Aldrig	2	0
Total	537	-





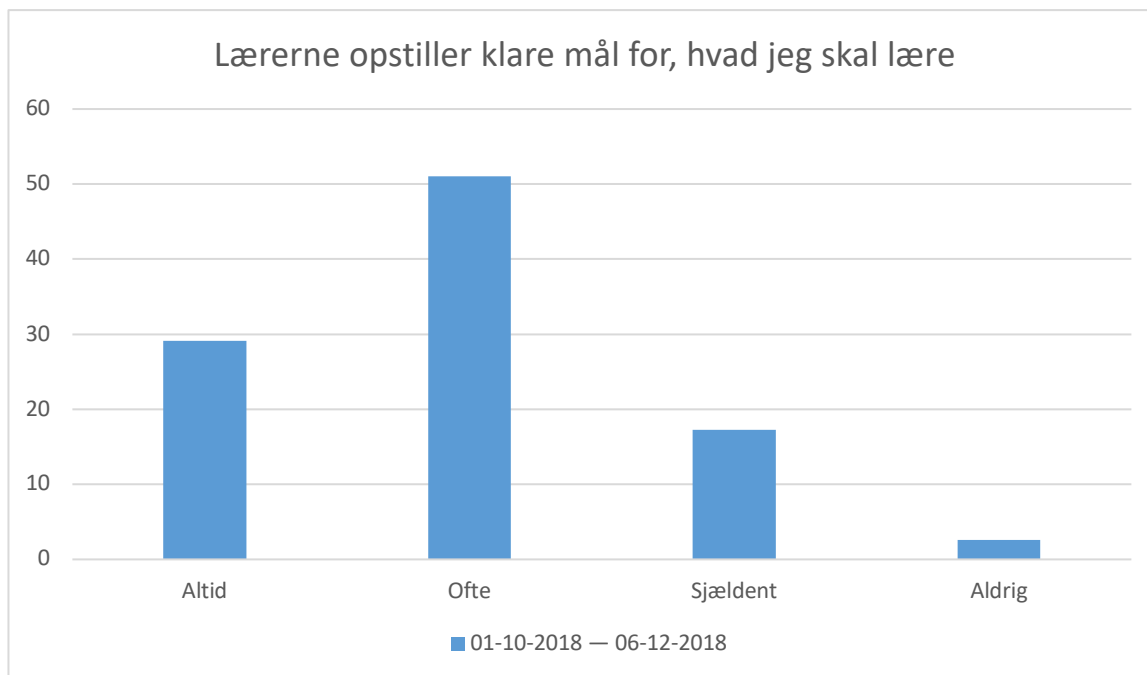
01-10-2018 — 06-12-2018; Gennemsnit: 3,4, spredning: 0,7

Svarmulighed	01-10-2018 — 06-12-2018: Antal	01-10-2018 — 06-12-2018: Andel (%)
Altid	247	45
Ofte	261	47
Sjældent	42	8
Aldrig	5	1
Total	555	-



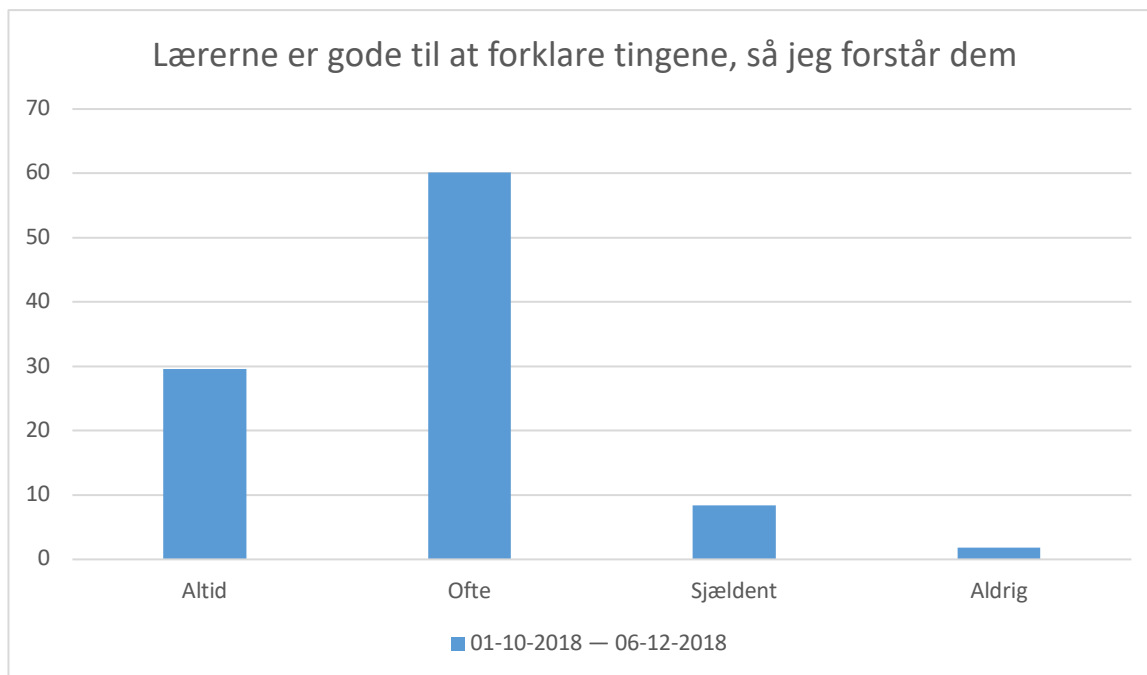
01-10-2018 — 06-12-2018; Gennemsnit: 3, spredning: 0,7

Svarmulighed	01-10-2018 — 06-12-2018: Antal	01-10-2018 — 06-12-2018: Andel (%)
Altid	128	24
Ofte	282	54
Sjældent	101	19
Aldrig	15	3
Total	526	-



01-10-2018 — 06-12-2018; Gennemsnit: 3,1, spredning: 0,8

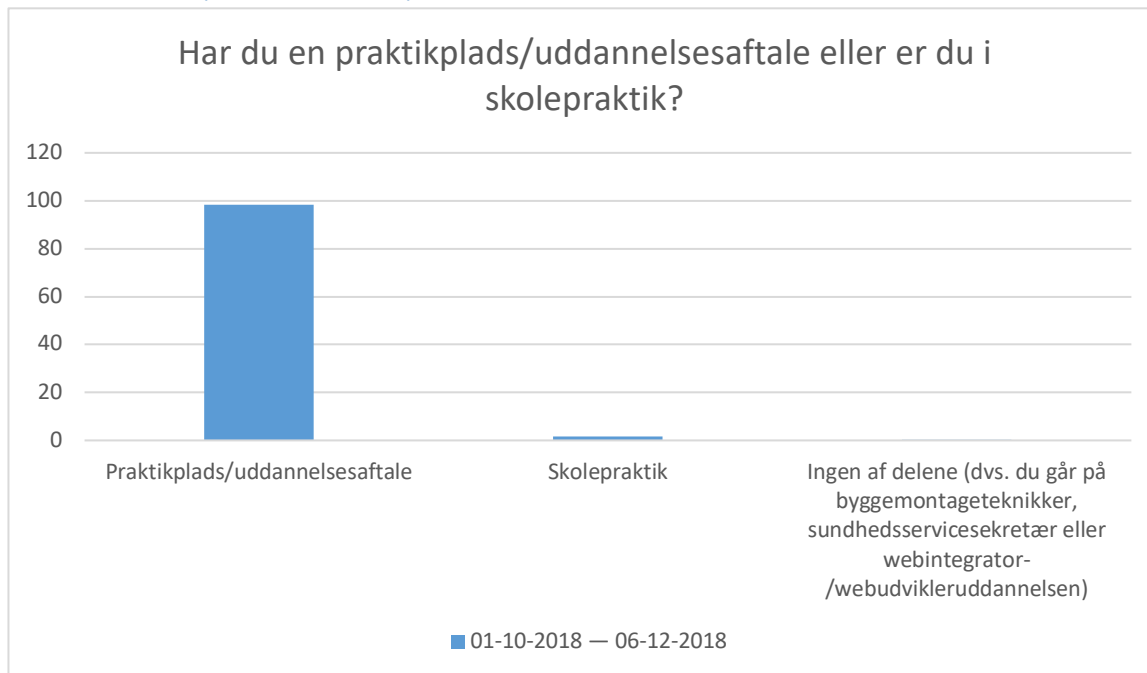
Svarmulighed	01-10-2018 — 06-12-2018: Antal	01-10-2018 — 06-12-2018: Andel (%)
Altid	157	29
Ofte	275	51
Sjældent	93	17
Aldrig	14	3
Total	539	-



01-10-2018 — 06-12-2018; Gennemsnit: 3,2, spredning: 0,6

Svarmulighed	01-10-2018 — 06-12-2018: Antal	01-10-2018 — 06-12-2018: Andel (%)
Altid	163	30
Ofte	331	60
Sjældent	46	8
Aldrig	10	2
Total	550	-

## Praktikken (HF 10 af 13)

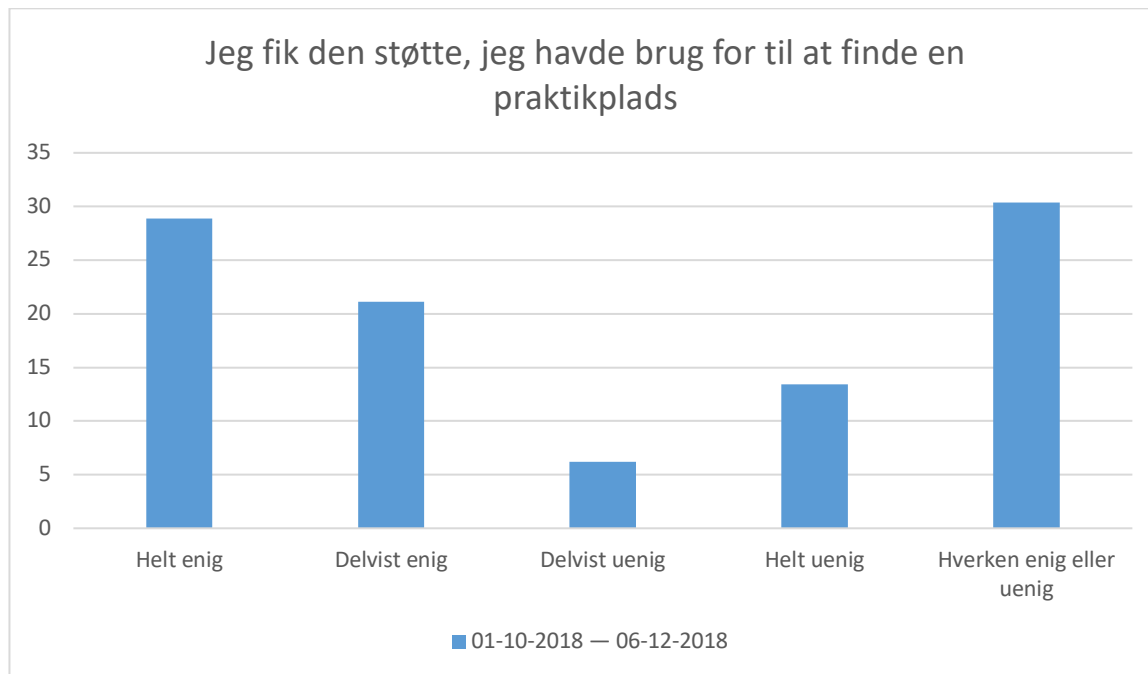


01-10-2018 — 06-12-2018; Gennemsnit og spredning kan ikke beregnes.

Svarmulighed	01-10-2018 06-12-2018: Antal	—01-10-2018 — 06- 12-2018: (%)	Andel
Praktikplads/uddannelsesaftale	551	98	98
Skolepraktik	9	2	2
Ingen af delene (dvs. du går på byggemontageteknikker, sundhedsservicesekretær eller webintegratortræning/webudvikleruddannelsen)	1	0	0
Total	561	-	-

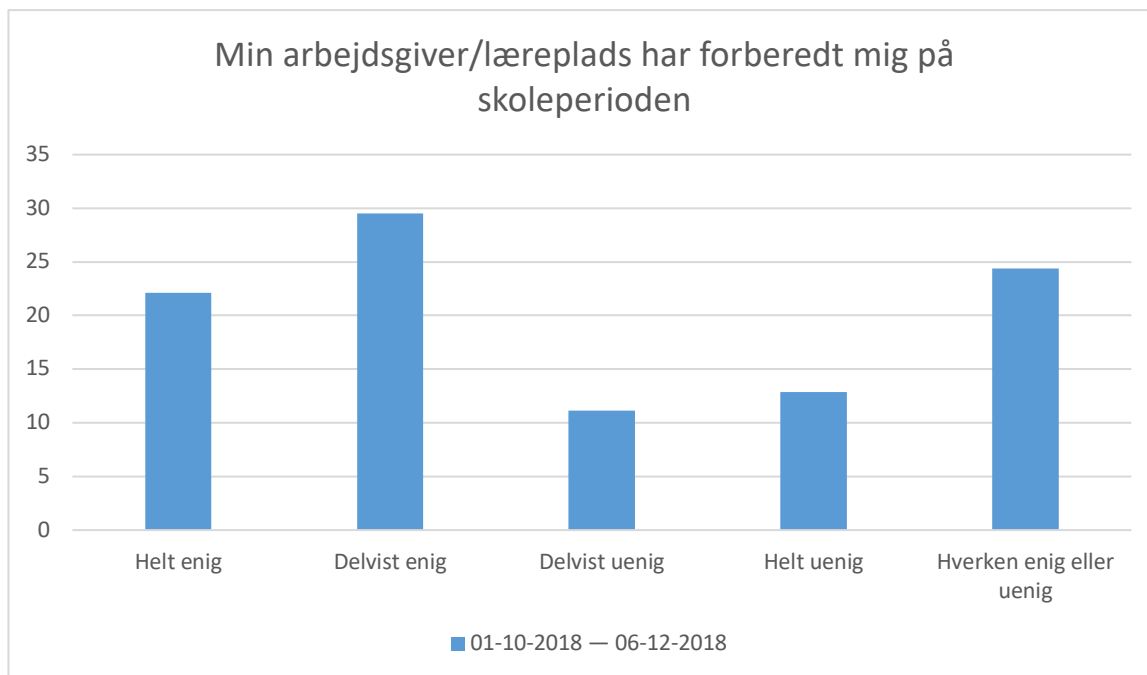
## Praktikplads og skole (11 af 13)

Hvor enig eller uenig er du i, at...?



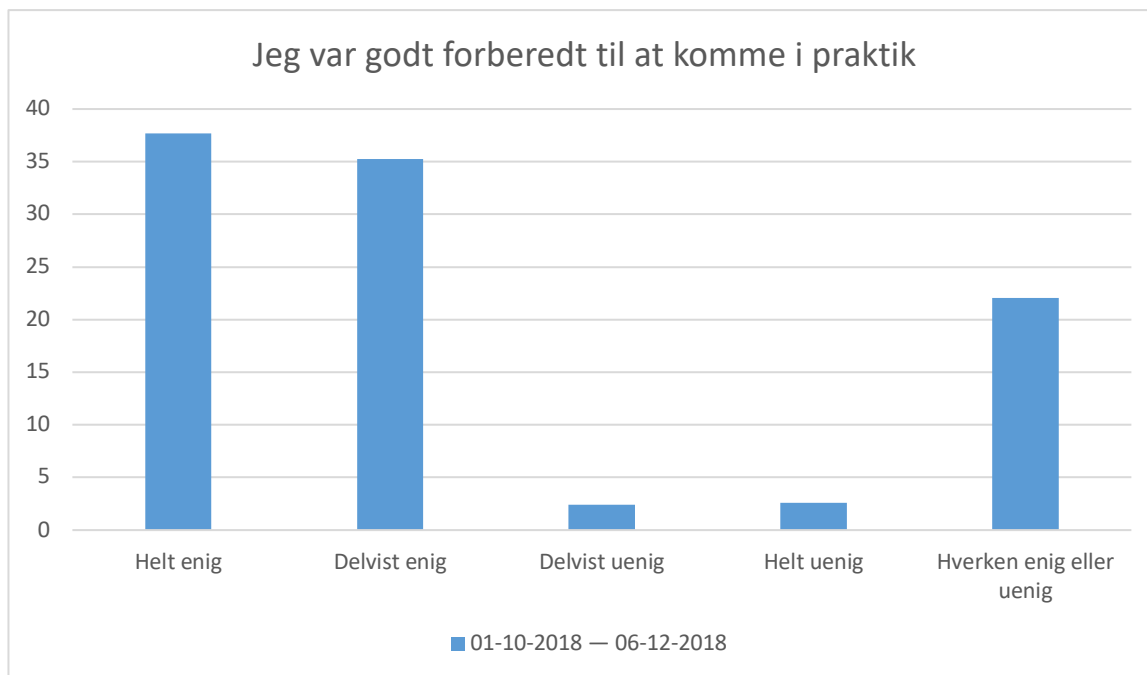
01-10-2018 — 06-12-2018; Gennemsnit: 3,5, spredning: 1,3

Svarmulighed	01-10-2018 — 06-12-2018: Antal	01-10-2018 — 06-12-2018: Andel (%)
Helt enig	116	29
Delvist enig	85	21
Delvist uenig	25	6
Helt uenig	54	13
Hverken enig eller uenig	122	30
Total	402	-



01-10-2018 — 06-12-2018; Gennemsnit: 3,4, spredning: 1,3

Svarmulighed	01-10-2018 — 06-12-2018: Antal		01-10-2018 — 06-12-2018: Andel (%)	
Helt enig	117		22	
Delvist enig	156		29	
Delvist uenig	59		11	
Helt uenig	68		13	
Hverken enig eller uenig	129		24	
<b>Total</b>	<b>529</b>		<b>-</b>	



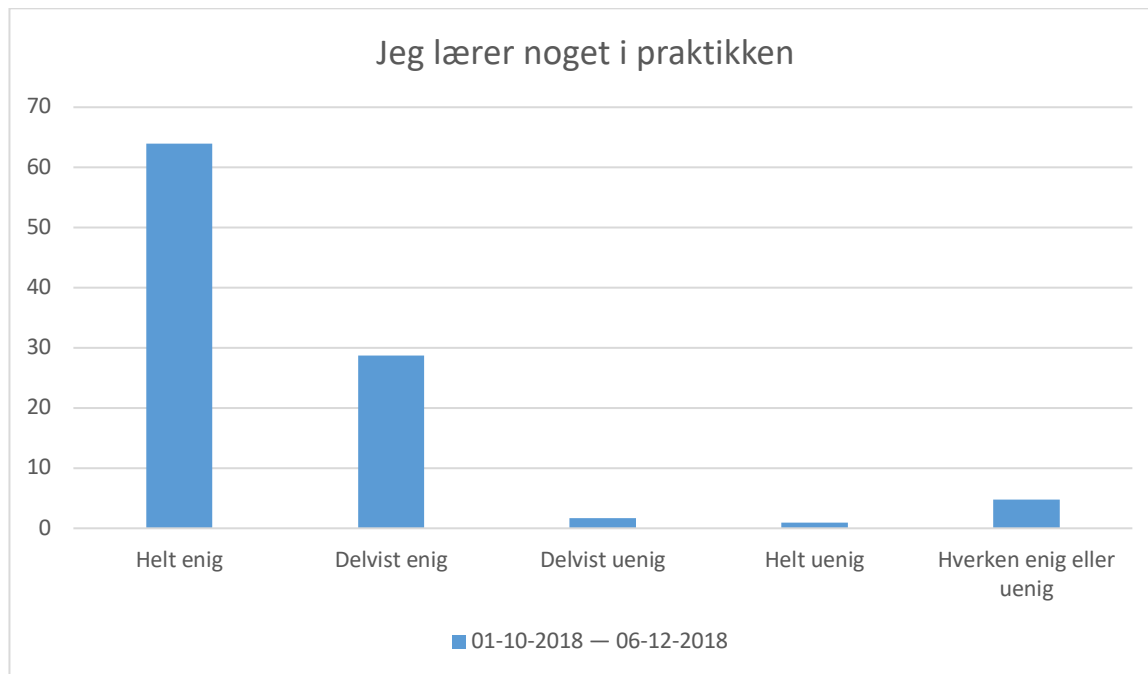
01-10-2018 — 06-12-2018; Gennemsnit: 4, spredning: 1

Svarmulighed	01-10-2018 — 06-12-2018: Antal		01-10-2018 — 06-12-2018: Andel (%)	
Helt enig		188		38
Delvist enig		176		35
Delvist uenig		12		2
Helt uenig		13		3
Hverken enig eller uenig		110		22
<b>Total</b>		<b>499</b>		<b>-</b>



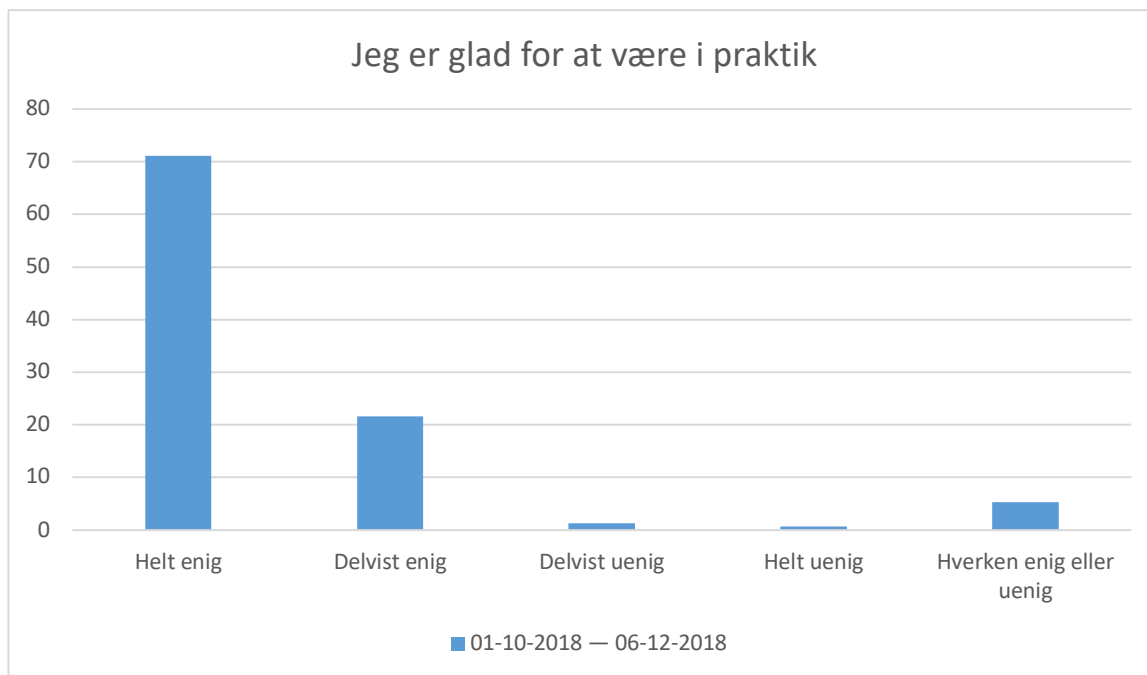
## Udbytte af praktikplads (12 af 13)

Hvor enig eller uenig er du i, at...?



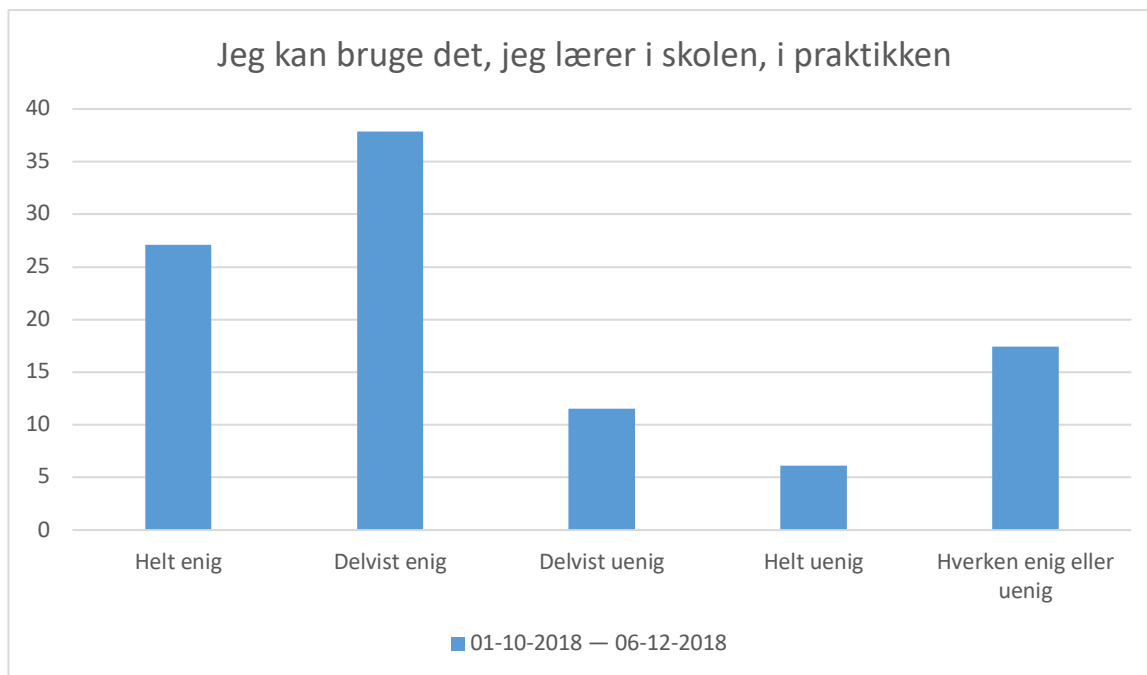
01-10-2018 — 06-12-2018; Gennemsnit: 4,5, spredning: 0,7

Svarmulighed	01-10-2018 — 06-12-2018: Antal	01-10-2018 — 06-12-2018: Andel (%)
Helt enig	348	64
Delvist enig	156	29
Delvist uenig	9	2
Helt uenig	5	1
Hverken enig eller uenig	26	5
Total	544	-



01-10-2018 — 06-12-2018; Gennemsnit: 4,6, spredning: 0,7

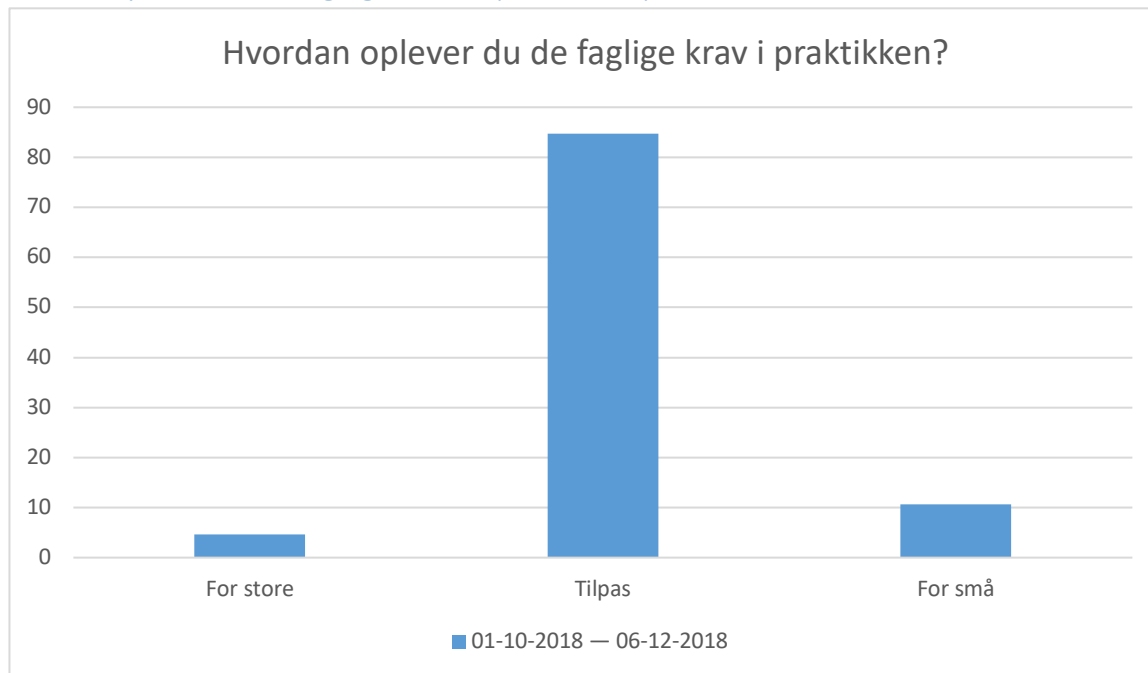
Svarmulighed	01-10-2018 — 06-12-2018: Antal		01-10-2018 — 06-12-2018: Andel (%)	
Helt enig		386		71
Delvist enig		117		22
Delvist uenig		7		1
Helt uenig		4		1
Hverken enig eller uenig		29		5
Total		543		-



01-10-2018 — 06-12-2018; Gennemsnit: 3,7, spredning: 1,2

Svarmulighed	01-10-2018 — 06-12-2018: Antal		01-10-2018 — 06-12-2018: Andel (%)	
Helt enig	146	204	27	38
Delvist enig	62	33	12	6
Delvist uenig	33	94	6	17
Helt uenig	94	-	17	-
Hverken enig eller uenig	-	-	-	-
<b>Total</b>	<b>539</b>	<b>539</b>	<b>-</b>	<b>-</b>

## Praktikpladsens faglige krav (13 af 13)

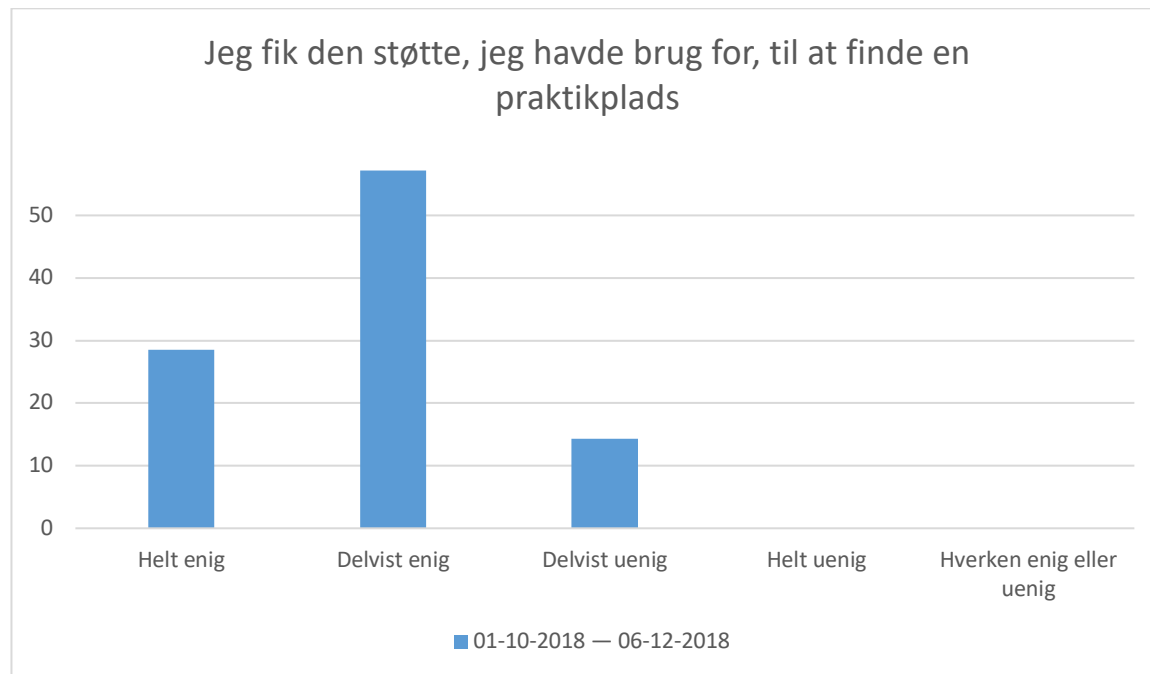


01-10-2018 — 06-12-2018; Gennemsnit og spredning kan ikke beregnes.

Svarmulighed	01-10-2018 — 06-12-2018: Antal	01-10-2018 — 06-12-2018: Andel (%)
For store	24	5
Tilpas	445	85
For små	56	11
Total	525	-

## Skolepraktik og skole (11 af 13)

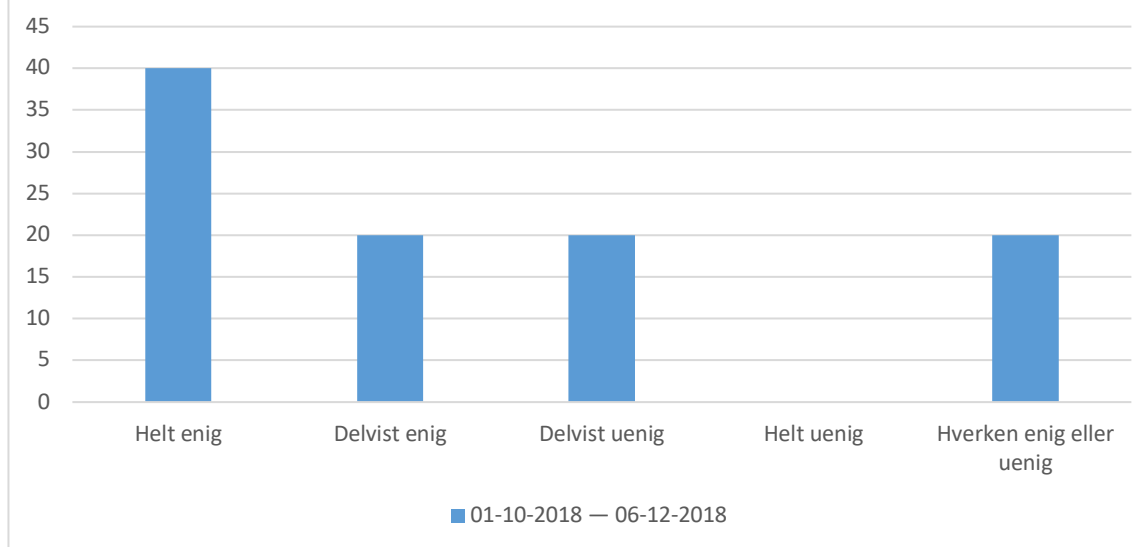
Hvor enig eller uenig er du i, at...?



01-10-2018 — 06-12-2018; Gennemsnit: 4, spredning: 1

Svarmulighed	01-10-2018 — 06-12-2018: Antal	01-10-2018 — 06-12-2018: Andel (%)
Helt enig	2	29
Delvist enig	4	57
Delvist uenig	1	14
Helt uenig	0	0
Hverken enig eller uenig	0	0
Total	7	-

### Min skolepraktikinstruktør har forberedt mig på skoleperioden



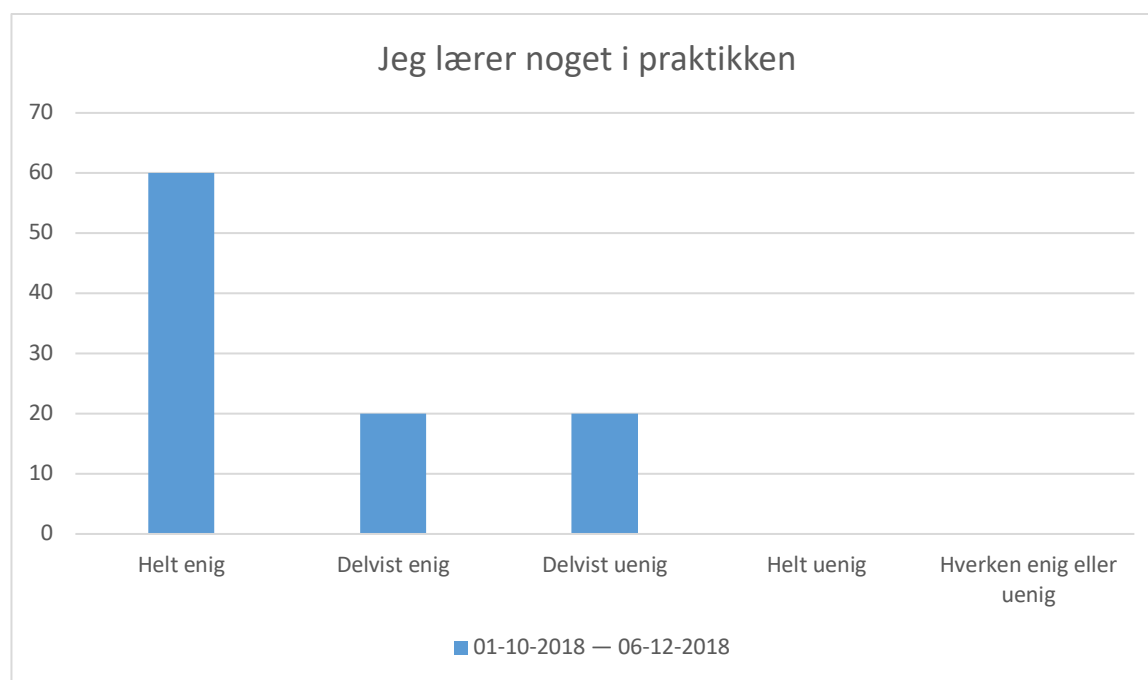
01-10-2018 — 06-12-2018; Gennemsnit: 3,8, spredning: 1,3

Svarmulighed	01-10-2018 — 06-12-2018: Antal		01-10-2018 — 06-12-2018: Andel (%)	
Helt enig	2	40	40	40
Delvist enig	1	20	20	20
Delvist uenig	1	20	20	20
Helt uenig	0	0	0	0
Hverken enig eller uenig	1	20	20	20
<b>Total</b>	<b>5</b>	<b>-</b>	<b>-</b>	<b>-</b>

Spørgsmålet »Jeg var godt forberedt til at komme i praktik på praktikcentret« har ikke nok besvarelser.

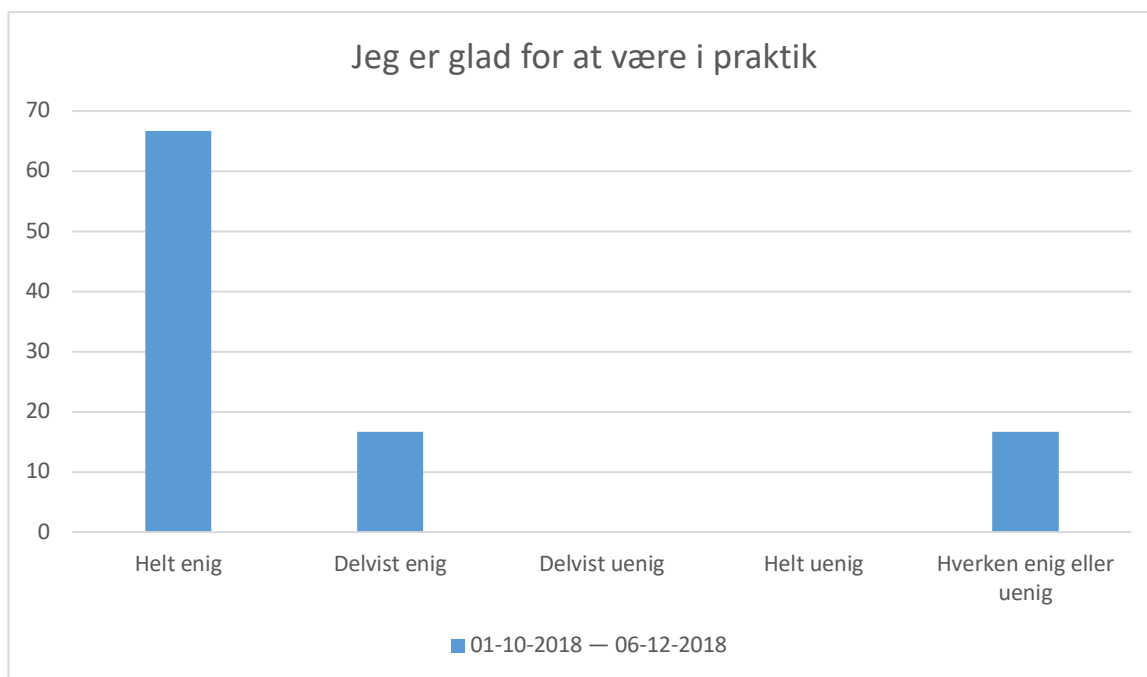
## Udbytte af skolepraktik (12 af 13)

Hvor enig eller uenig er du i, at ...?



01-10-2018 — 06-12-2018; Gennemsnit: 4,2, spredning: 1,3

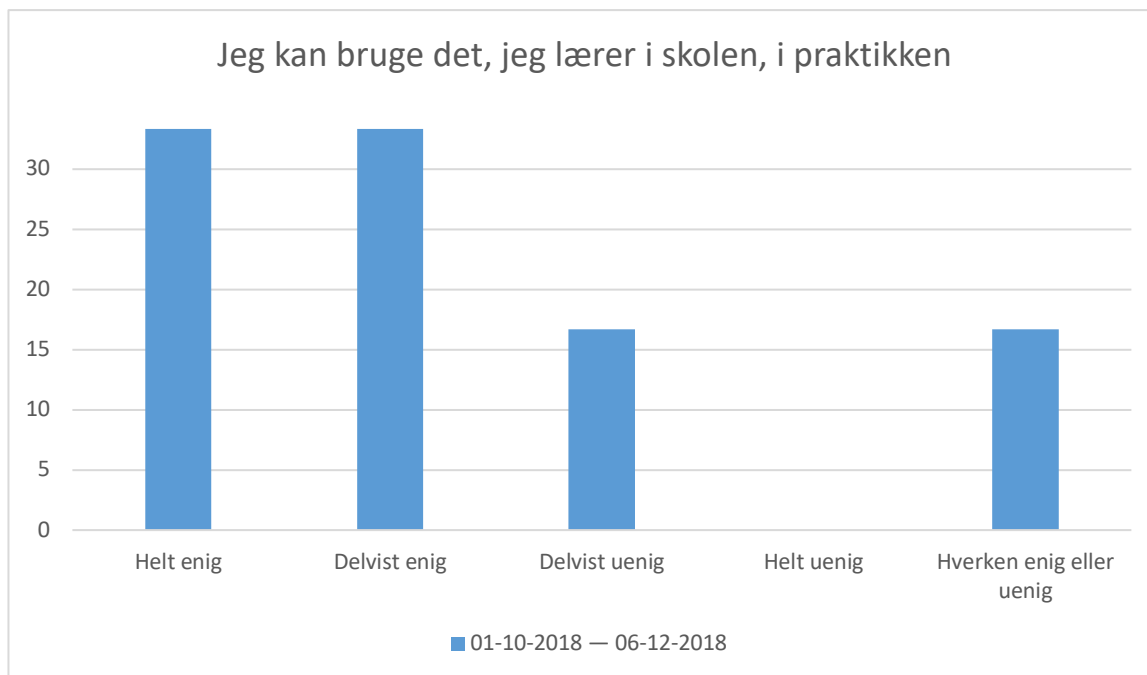
Svarmulighed	01-10-2018 — 06-12-2018: Antal	01-10-2018 — 06-12-2018: Andel (%)
Helt enig	3	60
Delvist enig	1	20
Delvist uenig	1	20
Helt uenig	0	0
Hverken enig eller uenig	0	0
Total	5	-



01-10-2018 — 06-12-2018; Gennemsnit: 4,5, spredning: 0,8

Svarmulighed	01-10-2018 — 06-12-2018: Antal		01-10-2018 — 06-12-2018: Andel (%)	
Helt enig	4		67	
Delvist enig	1		17	
Delvist uenig	0		0	
Helt uenig	0		0	
Hverken enig eller uenig	1		17	
<b>Total</b>	<b>6</b>		<b>-</b>	

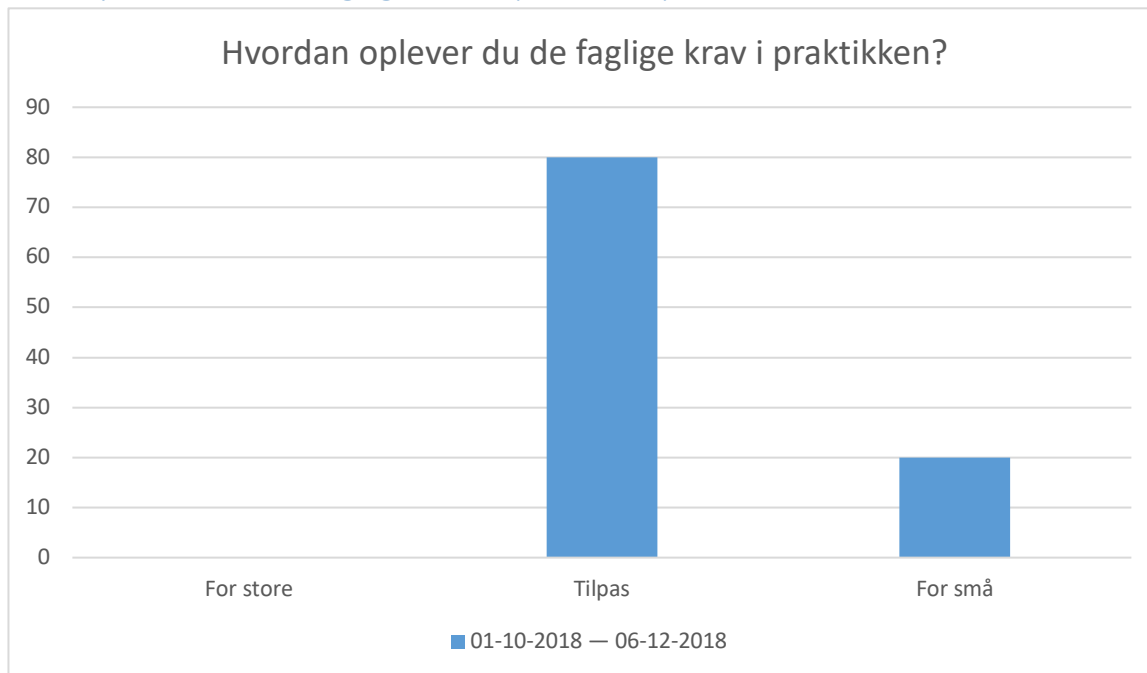




01-10-2018 — 06-12-2018; Gennemsnit: 3,8, spredning: 1,2

Svarmulighed	01-10-2018 — 06-12-2018: Antal		01-10-2018 — 06-12-2018: Andel (%)	
Helt enig	2	2	33	33
Delvist enig	2	2	33	33
Delvist uenig	1	1	17	17
Helt uenig	0	0	0	0
Hverken enig eller uenig	1	1	17	17
<b>Total</b>	<b>6</b>	<b>6</b>	<b>-</b>	<b>-</b>

## Skolepraktikkens faglige krav (13 af 13)



01-10-2018 — 06-12-2018; Gennemsnit og spredning kan ikke beregnes.

Svarmulighed	01-10-2018 — 06-12-2018: Antal	01-10-2018 — 06-12-2018: Andel (%)
For store	0	0
Tilpas	4	80
For små	1	20
Total	5	-